

SW Legal & General Ethical Global Equity Index 10

Fund Objective

The fund aims to track the total return of the FTSE4Good Global Equity Index to within +/- 0.5% per annum for two years in three.

Fund Information

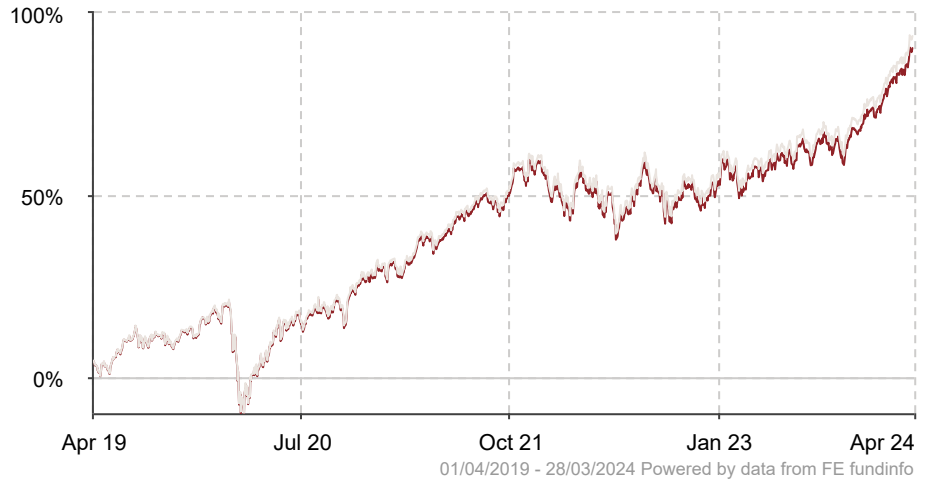
Launch Date 10/03/2014
Unit Price 1684.40p
Yearly Fund Charges 0.277%

These are the charges that are deducted within the unit price.

Benchmark

LGIM Ethical Global Equity Benchmark (Middy) 100.00%

Fund Performance (30/04/2019 - 01/04/2024)



Cumulative Performance (to 31/03/2024)

	3 Months	6 Months	1 Year	3 Years	5 Years
Fund	9.62%	16.99%	23.55%	43.49%	92.11%
Benchmark*	9.72%	17.14%	23.96%	44.99%	95.33%

Annualised Performance (to 31/03/2024)

	3 Years	5 Years	10 Years
Fund	12.79%	13.95%	12.96%
Benchmark*	13.18%	14.33%	13.30%

Rolling Year Performance (to 31/03/2024)

	Year to 31/03/2020	Year to 31/03/2021	Year to 31/03/2022	Year to 31/03/2023	Year to 31/03/2024
Fund	-1.86%	36.42%	18.39%	-1.91%	23.55%
Benchmark*	-1.64%	36.96%	18.83%	-1.57%	23.96%

Source: FE fundinfo as at 31/03/2024. Performance in the chart is shown up to and including the last working day of the current quarter. You shouldn't use past performance as a measure of future performance.

Fund performance data is based on a single price basis, net of fees and expenses deducted from the unit price. Other charges may apply, which are specific to individual plans.

*This is the benchmark that has been selected to compare the performance of the fund.

Things you need to know

All funds carry some risk and you should consider these risks before making an investment decision. The value of investments and any income from them can fall as well as rise and will be reduced in real terms by the effects of inflation.

The main factors which may increase the risk of this fund include:


- The amount invested in company shares
- The split between government and corporate bonds
- The extent to which the fund invests in high yield assets
- The amount held in overseas assets
- Any concentration in specific areas or sectors

All or some of the investments are made through a reinsurance arrangement so if the linked life insurance company(ies) were to fail you may lose some or all of your money and this will not be covered by the Financial Services Compensation Scheme.

Fund Holdings

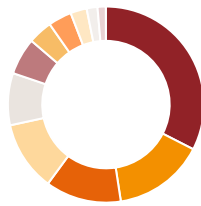
LGIM Ethical Global Equity Index

Asset Split as at 31/12/2023



■ Equity 100.00%

Sector Split as at 31/12/2023



Technology	32.53%
Financials	15.04%
Industrials	12.50%
Health Care	11.55%
Consumer Discretionary	8.57%
Consumer Staples	6.09%
Basic Materials	4.00%
Energy	3.88%
Telecommunications	2.69%
Utilities	1.77%
Real Estate	1.38%

Due to rounding figures may not add up to 100%.

Top Holdings

APPLE	7.40%
MICROSOFT	7.29%
NVIDIA	3.07%
ALPHABET A	2.16%
ALPHABET C	1.84%
ELI LILLY & CO	1.29%
VISA	1.08%
JOHNSON & JOHNSON	0.98%
MASTERCARD A	0.92%
HOME DEPOT	0.90%

This information is based on available data for the underlying Scottish Widows pension fund(s) and target fund holdings shown. Scottish Widows sources its funds data from FE fundinfo. The timeliness of this data is affected by the speed and regularity of their publication by the fund administrator.

Contact Details

Visit the BASF Pension Scheme Website at <http://ukpensions.basf.co.uk>

Further Information

Yearly Fund Charges - This figure includes the total charges and expenses that are deducted from the fund and are reflected in the unit price.

Cumulative Performance - Cumulative Performance shows the total growth of the fund over a specified period of time, expressed as a percentage of the value at the start of the period.

Annualised Performance - Annualised Performance shows the conversion of the growth of the fund over 3, 5 and 10 year periods into an equivalent annual rate, to aid comparison between different investments. The annual return is compounded over the time period being measured.

Rolling Year Performance - Rolling Year Performance shows the growth of the fund in percentage terms over each of the last five calendar years. The periods run up to the latest calendar quarter end (March, June, September and December).

Fund Management - Funds were managed by Zurich Assurance Ltd until 30 June 2019.

Source: FTSE International Limited ("FTSE"). FTSE is a trademark of the London Stock Exchange Group companies and is used by FTSE under license. All rights in the FTSE indices and/or FTSE ratings vest in FTSE and/or its licensors. Neither FTSE nor its licensors accept any liability for any errors or omissions in the FTSE indices and / or FTSE ratings or underlying data. No further distribution of FTSE Data is permitted without FTSE's express written consent. The Industry Classification Benchmark ("ICB") is owned by FTSE International Limited ("FTSE"). "FTSE" is a trademark of the London Stock Exchange Group companies and is used by FTSE under license. FTSE does not accept any liability to any person for any loss or damage arising out of any error or omission in the ICB.

This factsheet is powered by data from FE fundinfo. (<https://www.fe-fundinfo.com>)

Scottish Widows Limited. Registered in England and Wales No. 3196171.
Registered Office in the United Kingdom at 25 Gresham Street, London EC2V 7HN.

Authorised by the Prudential Regulation Authority and regulated by the Financial Conduct Authority and the Prudential Regulation Authority. Financial Services Register number 181655