

Liquidity Environmentally Aware Fund

Fund Objective

The Fund's principal investment objective is to maintain capital and ensure liquidity, while providing a return in line with money market rates. The underlying investment manager, will also take into account environmental considerations when selecting the Fund's investments.

Fund Features

This fund invests in assets which tend to produce more stable returns. Over the longer term these assets should give lower but steady growth, with some fluctuation in value. In some circumstances, there can be a fall in value. For example, when interest rates are low the return from the assets may be less than the charges. Unless held as part of a personalised portfolio invested to achieve an overall balance of risk and return, this fund is more suited for shorter-term investment. Investing solely in this fund for the medium to longer-term may result in a lower return than a bank or building society savings account.

Fund Information

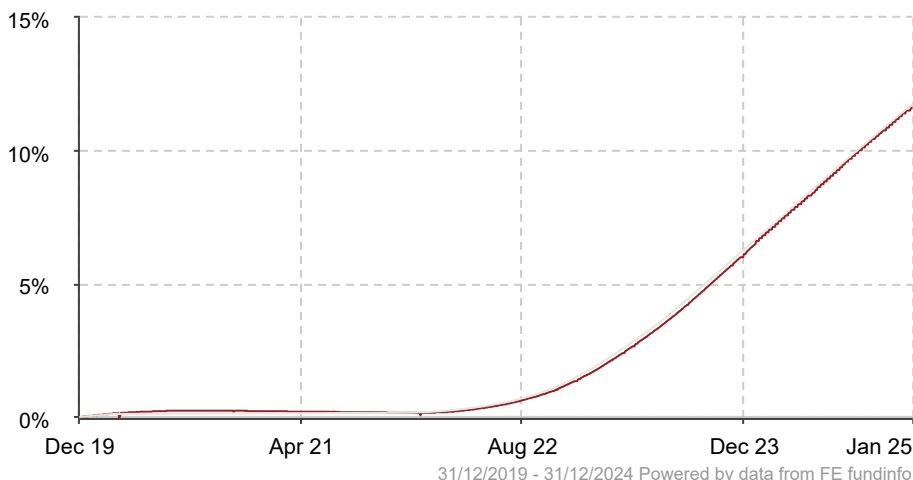
Launch Date 27/01/2014
Unit Price 104.80p
Yearly Fund Charges 0.135%

These are the charges that are deducted within the unit price.

Benchmark

Bank Of England Sterling Overnight Index Average 100.00%

Fund Performance (31/12/2019 - 01/01/2025)



■ Fund ■ Benchmark*

Cumulative Performance (to 31/12/2024)

	3 Months	6 Months	1 Year	3 Years	5 Years
Fund	1.16%	2.44%	5.18%	11.44%	11.62%
Benchmark*	1.19%	2.48%	5.11%	11.54%	11.73%

Annualised Performance (to 31/12/2024)

	3 Years	5 Years	10 Years
Fund	3.68%	2.22%	1.33%
Benchmark*	3.71%	2.24%	1.30%

Rolling Year Performance (to 31/12/2024)

	Year to 31/12/2020	Year to 31/12/2021	Year to 31/12/2022	Year to 31/12/2023	Year to 31/12/2024
Fund	0.23%	-0.08%	1.26%	4.63%	5.18%
Benchmark*	0.14%	0.03%	1.38%	4.68%	5.11%

Source: FE fundinfo as at 31/12/2024. Performance in the chart is shown up to and including the last working day of the current quarter. You shouldn't use past performance as a measure of future performance.

Fund performance data is based on a single price basis, net of fees and expenses deducted from the unit price. Other charges may apply, which are specific to individual plans.

*This is the benchmark that has been selected to compare the performance of the fund. Please note that the performance shown before 22 January 2024 represents the track record of the SW Legal & General Liquidity 10 fund.

Things you need to know

All funds carry some risk and you should consider these risks before making an investment decision. The value of investments and any income from them can fall as well as rise and will be reduced in real terms by the effects of inflation.


The main factors which may increase the risk of this fund include:

- The amount invested in company shares
- The split between government and corporate bonds
- The extent to which the fund invests in high yield assets
- The amount held in overseas assets
- Any concentration in specific areas or sectors

Fund Holdings

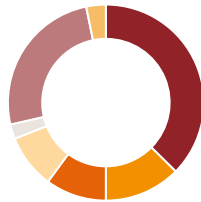
BlackRock ICS Sterling Liquid Environmentally Aware

Asset Split as at 31/10/2024



■ Money Market 100.00%

Sector Split as at 31/12/2024



■ Certificates of Deposit 37.49%
 ■ Time Deposits 12.64%
 ■ Fixed Interest 10.09%
 ■ Commercial Paper 8.94%
 ■ Asset Backed Commercial Paper 2.42%
 ■ Money Market 25.41%
 ■ Other 3.24%

Due to rounding figures may not add up to 100%.

Top Holdings

ROYAL BANK OF CANADA (LONDON BRANC MTN REGS	1.20%
BPCE SA	0.90%
BPCE SA	0.90%
MATCHPOINT FINANCE PLC	0.88%
MATCHPOINT FINANCE PLC	0.80%
WESTPAC BANKING CORP MTN REGS	0.80%
BANK OF NOVA SCOTIA MTN REGS	0.78%
ALLIANZ SE	0.75%
BRED BANQUE POPULAIRE	0.70%
UBS AG (UK BRANCH)	0.65%

This information is based on available data for the underlying Scottish Widows pension fund(s) and target fund holdings shown. Scottish Widows sources its funds data from FE fundinfo. The timeliness of this data is affected by the speed and regularity of their publication by the fund administrator.

Contact Details

Visit the BASF Pension Scheme Website at <http://ukpensions.basf.co.uk>

Further Information

Yearly Fund Charges - This figure includes the total charges and expenses that are deducted from the fund and are reflected in the unit price.

Cumulative Performance - Cumulative Performance shows the total growth of the fund over a specified period of time, expressed as a percentage of the value at the start of the period.

Annualised Performance - Annualised Performance shows the conversion of the growth of the fund over 3, 5 and 10 year periods into an equivalent annual rate, to aid comparison between different investments. The annual return is compounded over the time period being measured.

Rolling Year Performance - Rolling Year Performance shows the growth of the fund in percentage terms over each of the last five calendar years. The periods run up to the latest calendar quarter end (March, June, September and December).

This factsheet is powered by data from FE fundinfo. (<https://www.fe-fundinfo.com>)

Scottish Widows Limited. Registered in England and Wales No. 3196171.
Registered Office in the United Kingdom at 25 Gresham Street, London EC2V 7HN.

Authorised by the Prudential Regulation Authority and regulated by the Financial Conduct Authority and the Prudential Regulation Authority. Financial Services Register number 181655
