

 **BASF**
We create chemistry

2018 Facts & Figures Asia Pacific

BASF Asia Pacific: at a glance



Present in **19** markets

~125 production sites*

~140 sales offices*

19,303 employees**

~€14.6 billion sales in 2018***

~€1.8 billion EBIT in 2018

* Some sites are not shown due to scale. Site and office numbers refer to all companies where BASF holds a stake of 20% or greater.

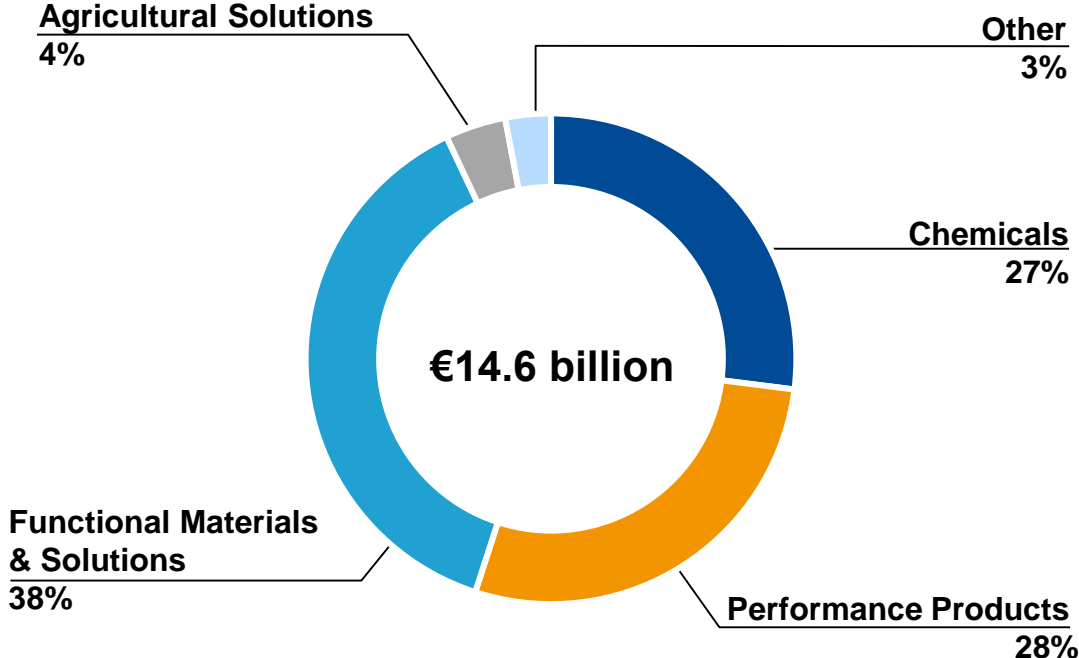
** Employee number as of December 31, 2018. Only includes employees at BASF entities fully consolidated according to IFRS 10/11.

*** Sales by location of customer. Only includes sales from BASF entities fully consolidated according to IFRS 10/11.

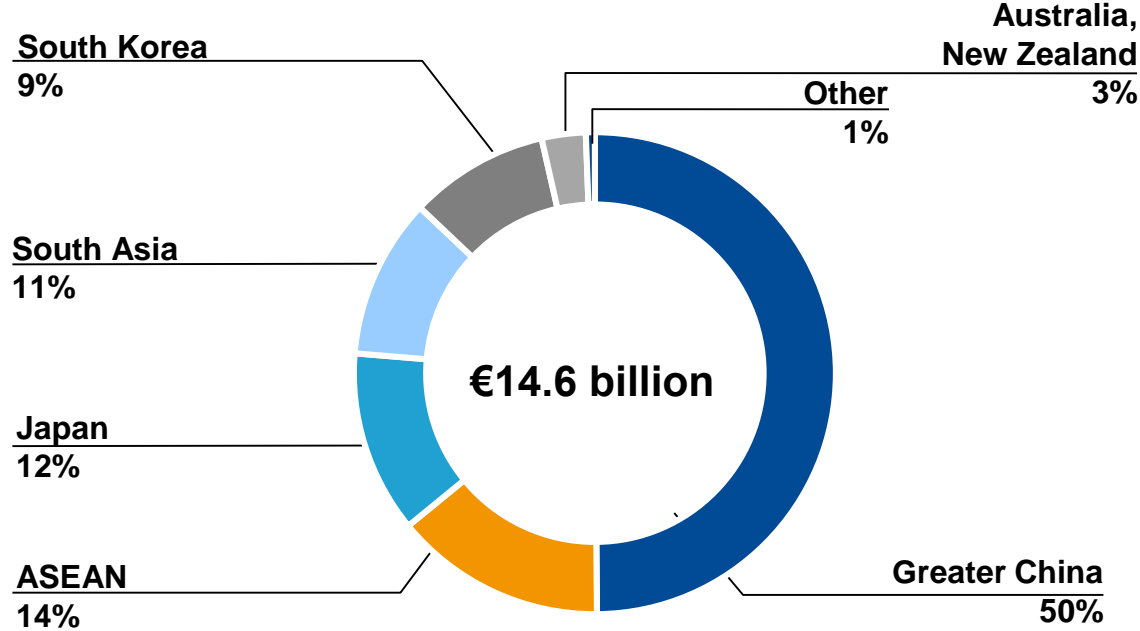


BASF Asia Pacific: 2018 sales*

Sales* by segment in 2018
(billion €)



Sales* by sub-region in 2018
(billion €)



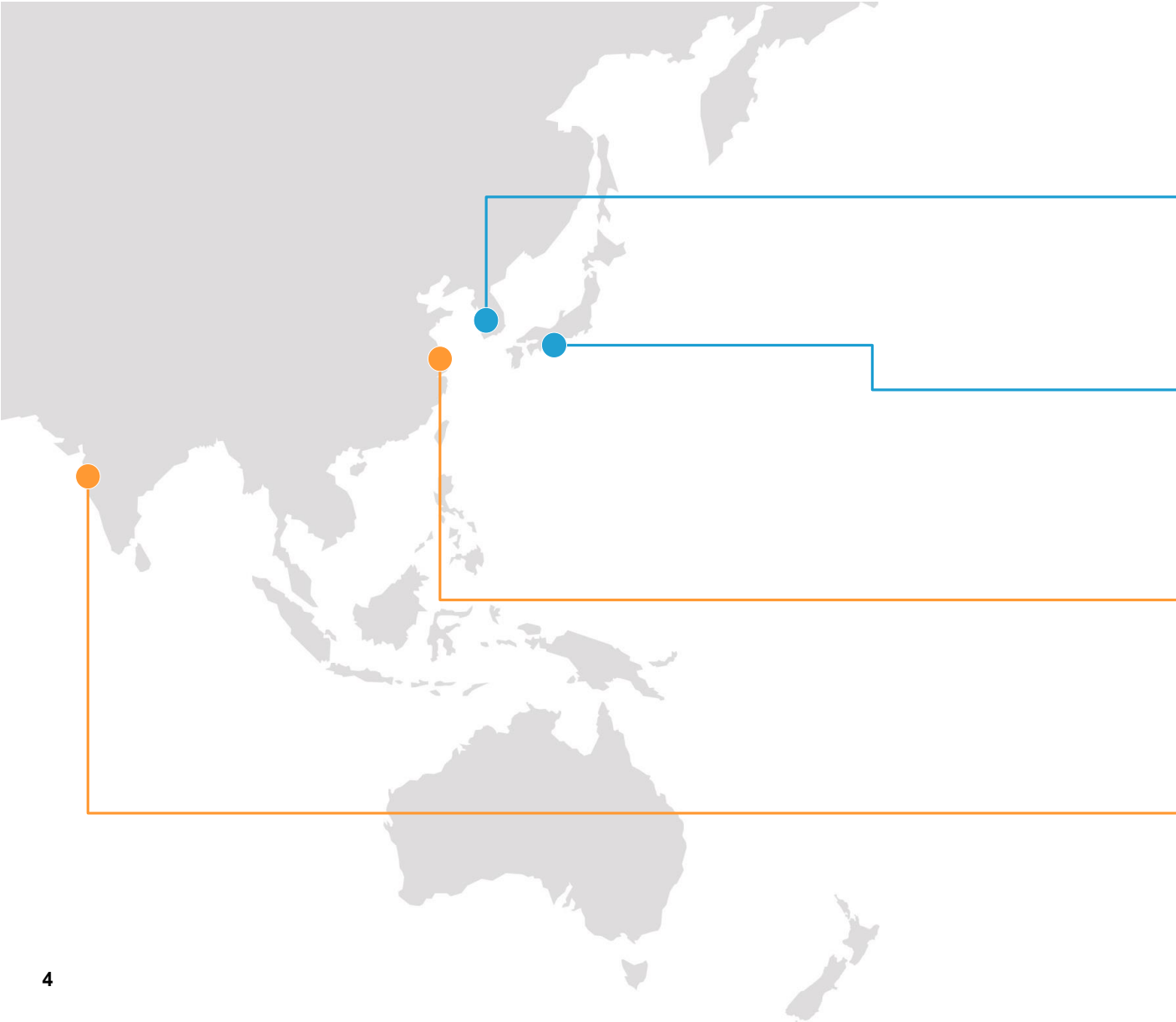
South Asia: India, Pakistan, Bangladesh, Sri Lanka

ASEAN: Singapore, Philippines, Vietnam, Thailand, Indonesia, Malaysia, Myanmar, Cambodia

*Sales to third parties by location of customer; figures do not include sales of joint ventures consolidated at equity such as BASF-YPC Ltd., Nanjing, China

BASF in Asia Pacific: innovation set-up

1,285 R&D personnel* in Asia Pacific



R&D Center Korea
■ Focus: Electronics



R&D Center Amagasaki
■ Focus: Electronics,
Battery Materials



Innovation Campus Shanghai
■ Focus: Advanced Materials,
Process Engineering, Catalysts
■ Global headquarters of Advanced
Materials & Systems

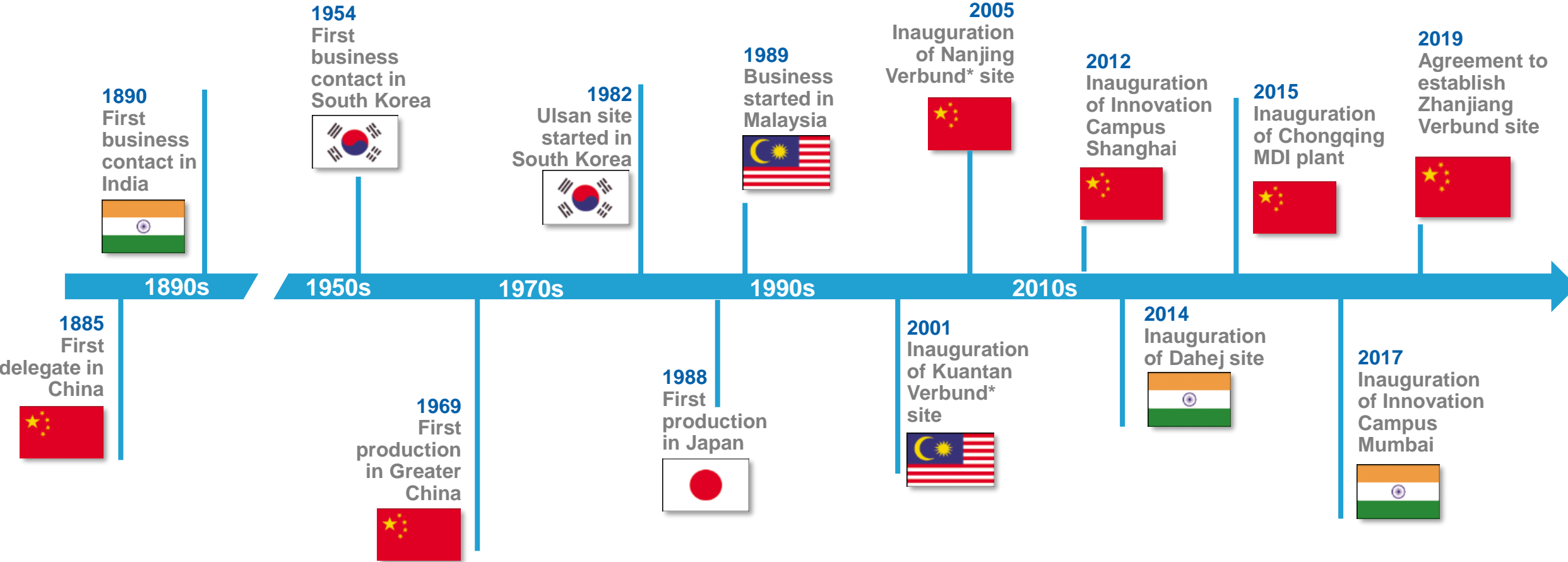


Innovation Campus Mumbai
■ Focus: Crop Protection,
Specialty Chemicals



*As of December 31, 2018

BASF is growing in and with Asia Pacific



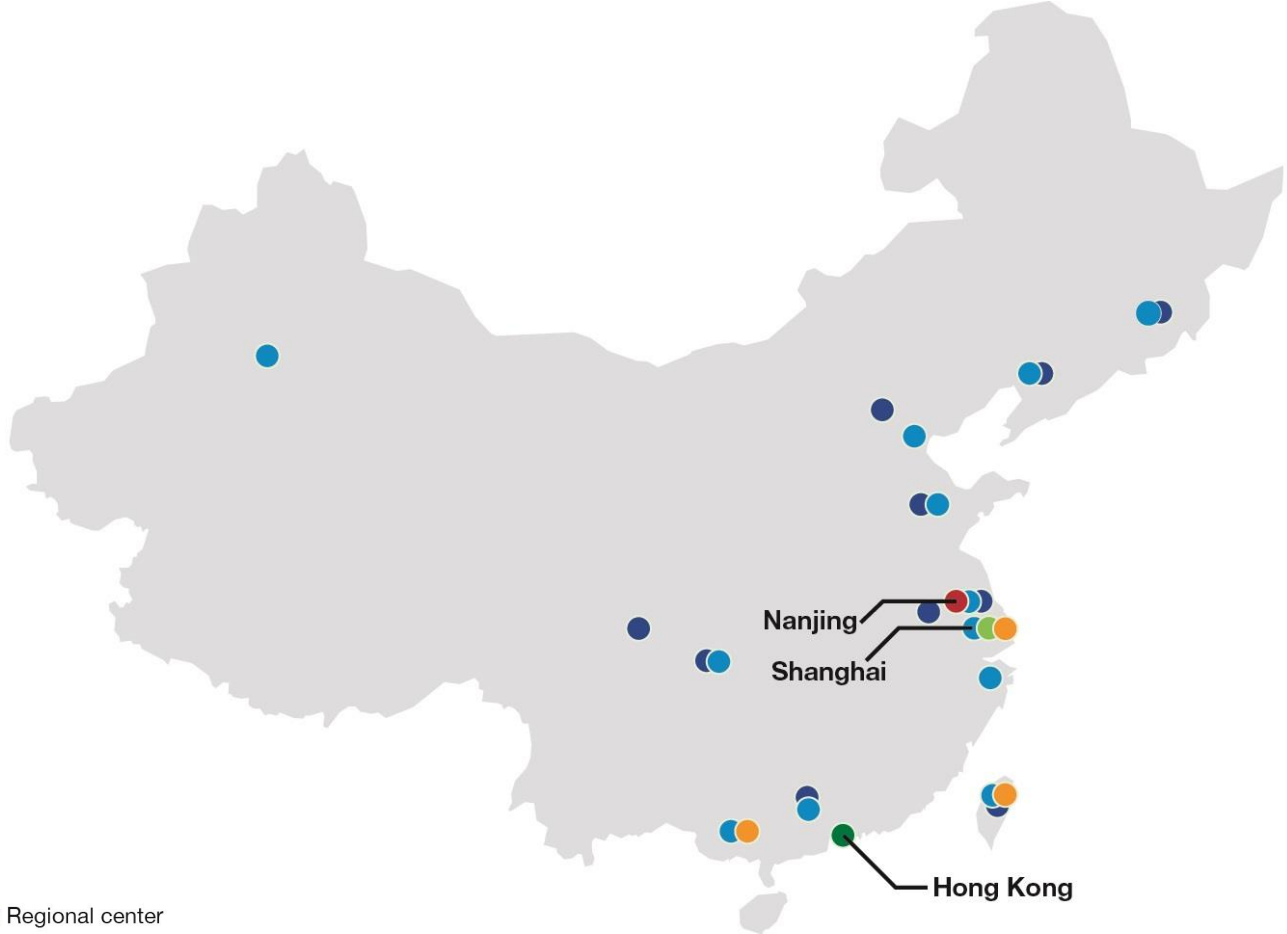
*An integrated production complex where the manufacturing plants are interconnected to ensure that products, by-products and energy are used efficiently and intelligently and that costs and environmental impact are minimized.



BASF
We create chemistry

**Sub-regions and
Verbund sites**

Greater China



- Regional center
- Greater China headquarters
- Selected sales offices
- Selected production sites
- Verbund site
- R&D/Technical centers

Some sites are not shown due to scale.
 All figures refer to BASF entities fully consolidated according to IFRS 10/11.

Mainland China, Hong Kong, Taiwan

25 wholly owned subsidiaries
9 joint ventures
27 production sites
24 sales offices
9,317 employees*
~€7.3 billion sales** in 2018

* Employee number as of December 31, 2018
 ** By location of customer; as of December 2018

ASEAN



- Shared Services Center
- Selected sites
- Verbund site
- R&D/Technical centers

Some sites are not shown due to scale.

Map as of January 2019

All figures refer to BASF entities fully consolidated according to IFRS 10/11.

Singapore, Malaysia, Indonesia, Thailand, Vietnam, Philippines, Myanmar, Cambodia

13 wholly owned subsidiaries

4 joint ventures

16 production sites

18 sales offices

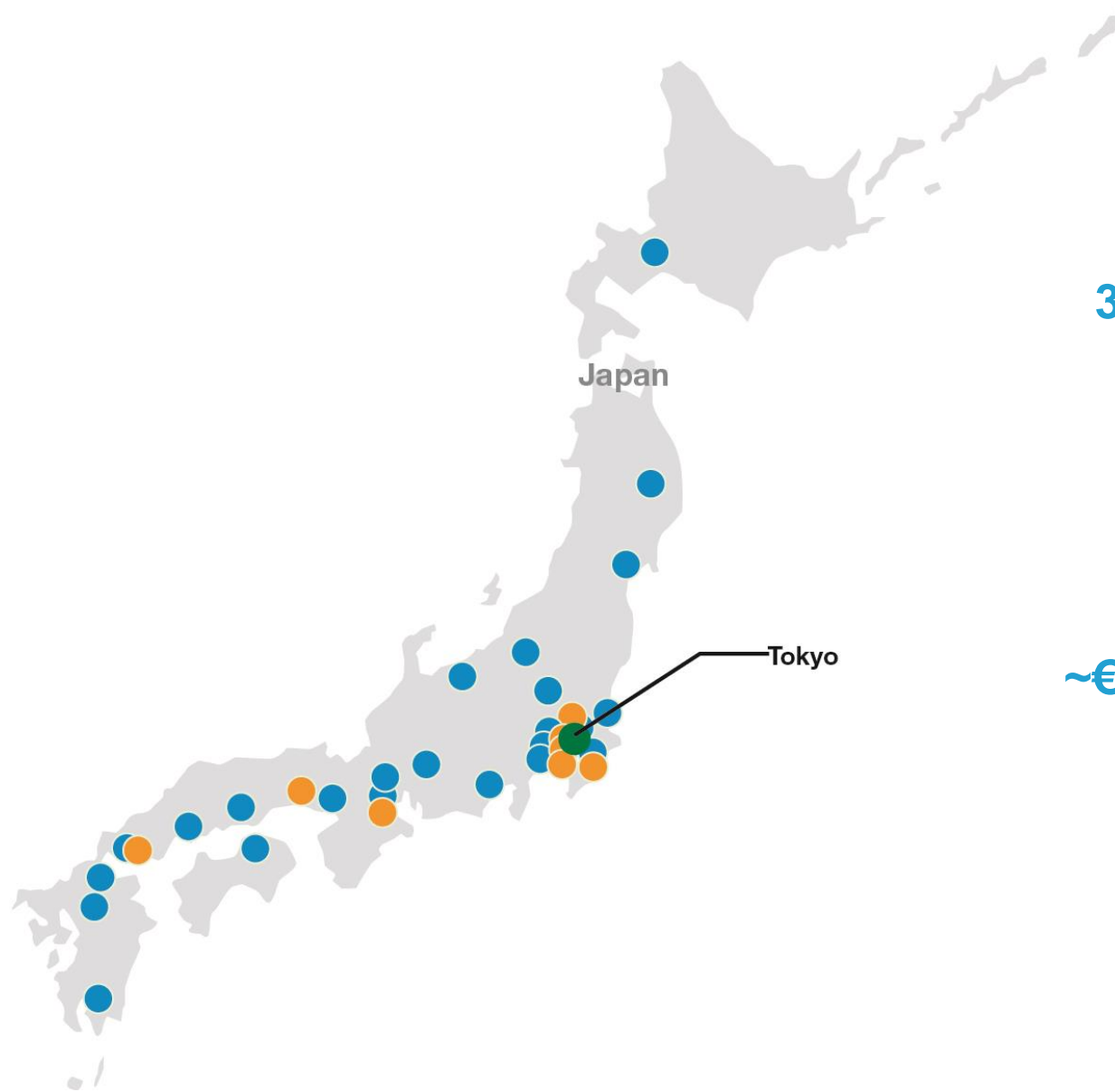
4,251 employees*

~€2.1 billion sales** in 2018

* Employee number as of December 31, 2018

** By location of customer; as of December 2018

Japan



- Sub-regional headquarters
- Selected sites
- R&D/Technical centers

Some sites are not shown due to scale.
All figures refer to BASF entities fully consolidated according to IFRS 10/11.

3 wholly owned subsidiaries
2 joint ventures
23 production sites*
15 sales offices
1,138 employees**
~€1.8 billion sales*** in 2018

* Production site number as of January 1, 2019
** Employee number as of December 31, 2018
*** By location of customer; as of December 2018

South Asia

India, Pakistan, Bangladesh, Sri Lanka

3 wholly owned subsidiaries

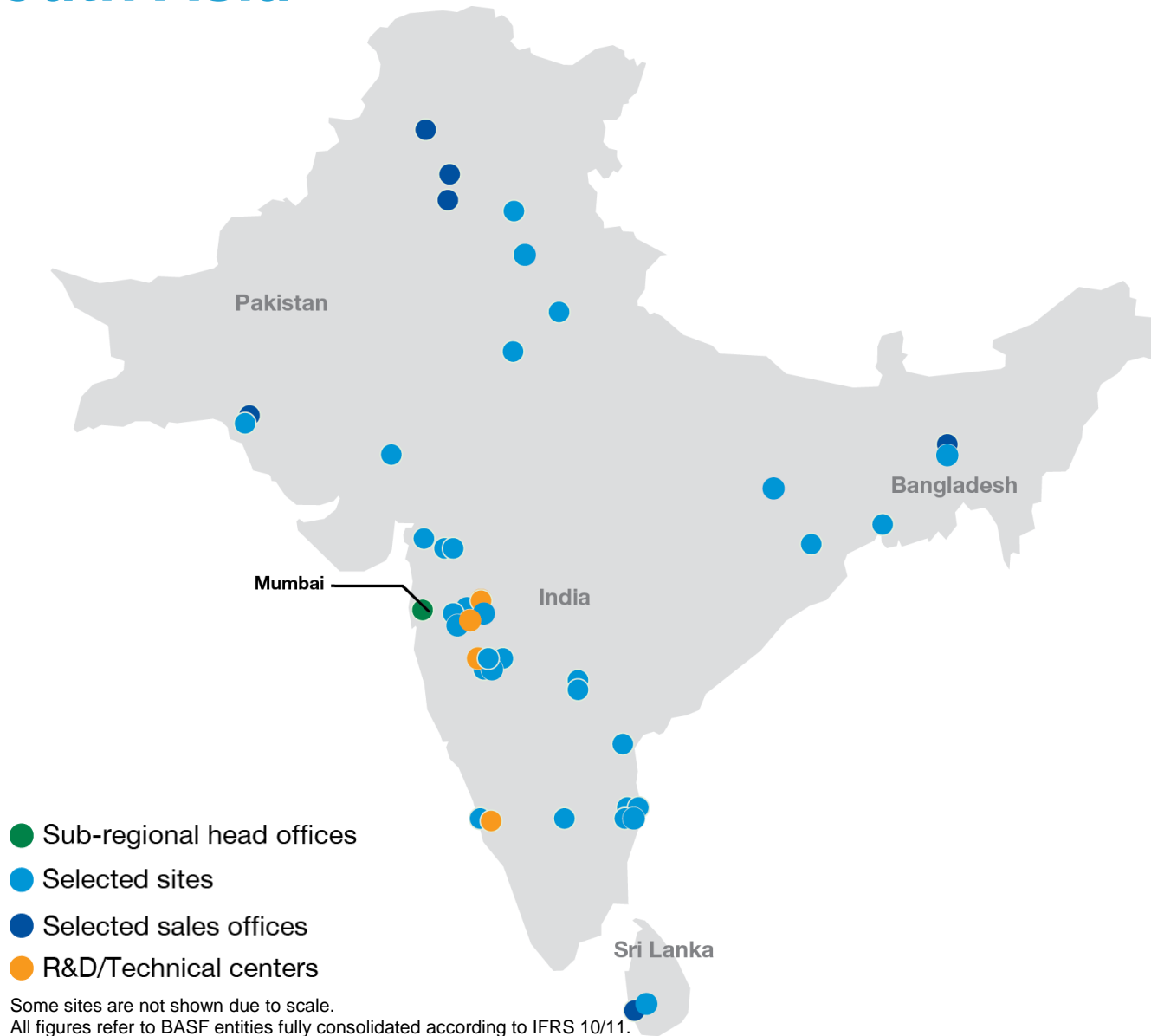
1 joint venture

12 production sites

21 sales offices

2,757 employees*

~€1.6 billion sales** in 2018



* Employee number as of December 31, 2018

** By location of customer; as of December 2018

Korea



● Sub-regional headquarters

● Selected sites

● R&D/Technical centers

Some sites are not shown due to scale.
All figures refer to BASF entities fully consolidated according to IFRS 10/11.

2 wholly owned subsidiaries

1 joint venture

8 production sites

2 sales offices

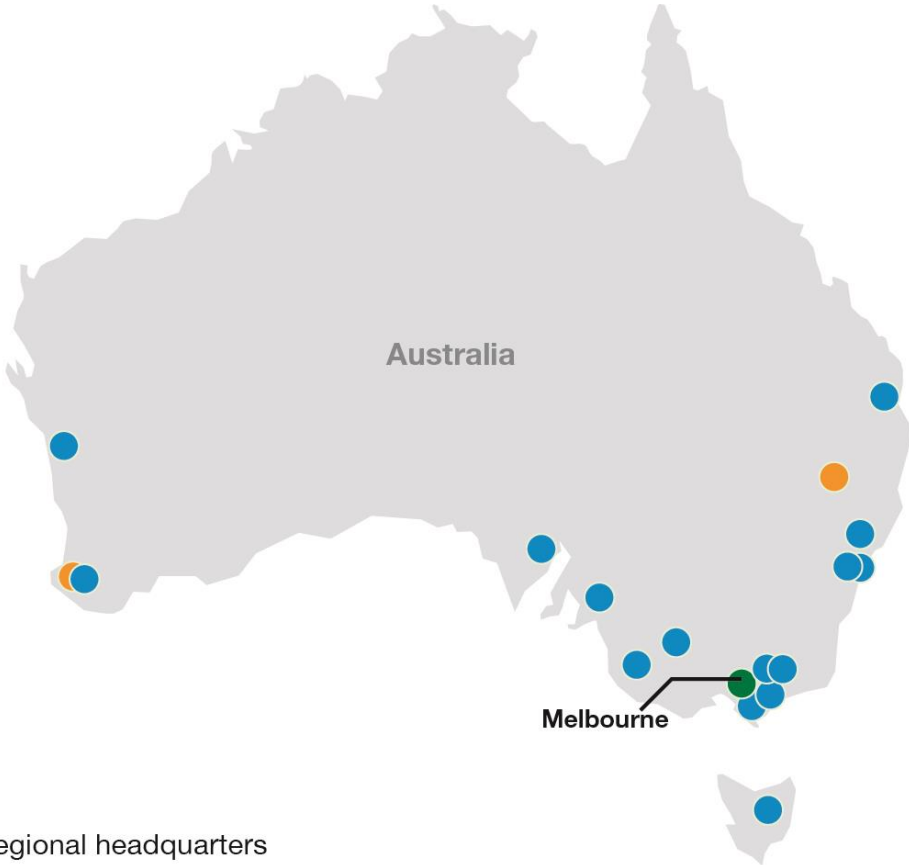
1,182 employees*

~€1.4 billion sales** in 2018

* Employee number as of December 31, 2018

** By location of customer; as of December 2018

Australia and New Zealand



- Sub-regional headquarters
- Selected sites
- R&D/Technical centers

Some sites are not shown due to scale.
 All figures refer to BASF entities fully consolidated according to IFRS 10/11.

6 wholly owned subsidiaries
1 joint venture
12 production sites
14 sales offices
552 employees*
~€432 million sales** in 2018

* Employee number as of December 31, 2018
 ** By location of customer; as of December 2018

Verbund Site Nanjing

Employees (BASF-YPC Company Limited)	1,893*
Site area	2.42 km ²
Sales products	2.83 million metric tons p.a.
Road	21.8 km
Rail	4.2 km
Pipelines	400 km (outside) 708 km (inside)
Production facilities	32 production plants

*as of December 31, 2018



Verbund Site Kuantan

Employees	986*
Site area	1.36 km ² , Gebeng site 0.11 km ² , Port Tank Farm
Sales products	~780,000 metric tons p.a.
Road	17 km
Pipelines	450 km (surface) 30 km (underground)
Production facilities	16 production plants

*as of December 31, 2018





We create chemistry