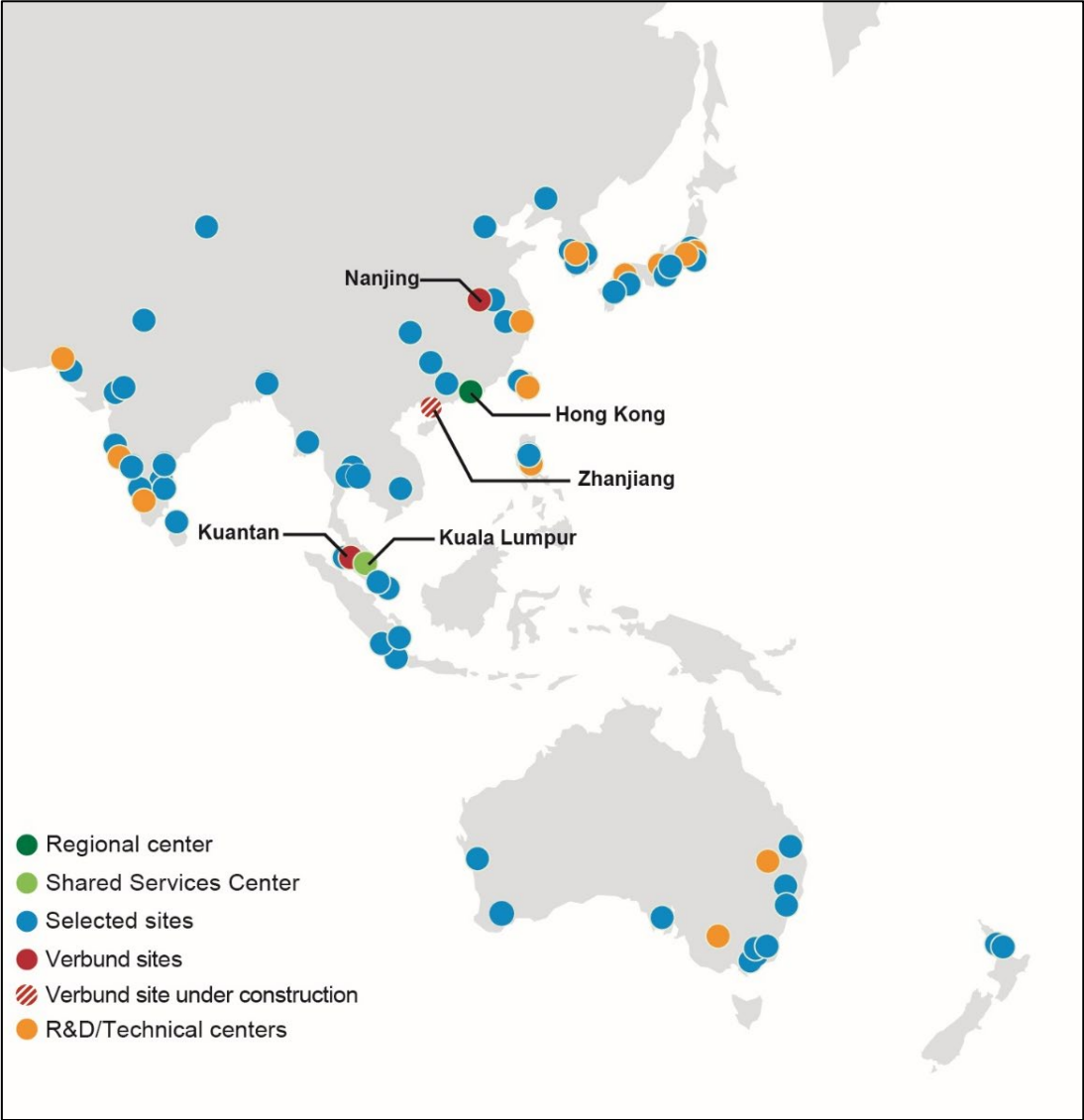




□ - BASF
We create chemistry

2020 Facts & Figures Asia Pacific

BASF Asia Pacific: at a glance



Present in **19** markets

~ **70** production sites*

17,753 employees**

~ **€15.4 billion** sales in 2020***

~ **€0.8 billion** EBIT in 2020

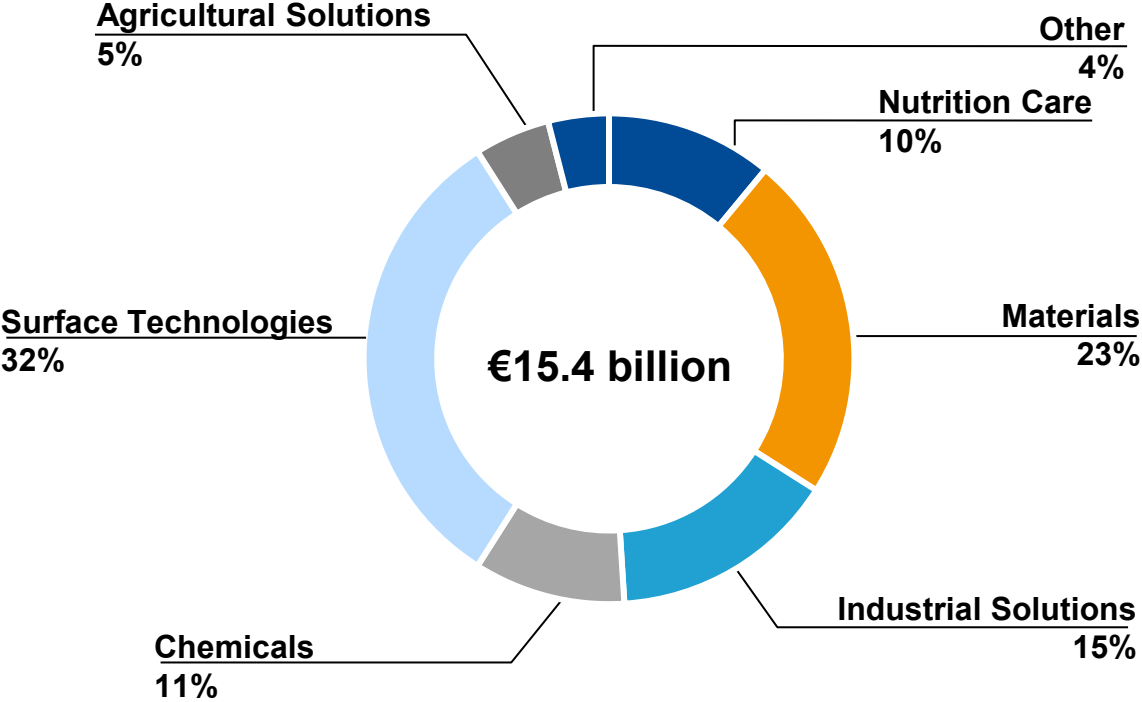
* Some sites are not shown due to scale. Site and office numbers refer to companies of significant size where BASF holds a stake greater than 50%.

** Employee number as of December 31, 2020.

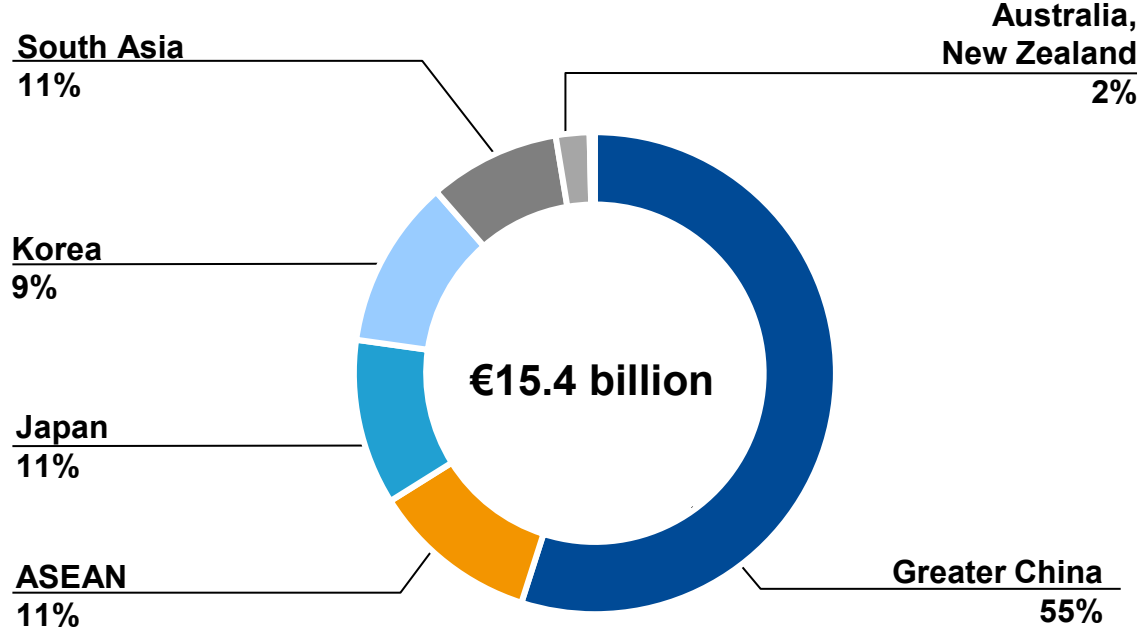
*** Sales by location of customer as of December 31, 2020

BASF Asia Pacific: 2020 sales*

Sales* by segment in 2020
(billion €)



Sales* by market in 2020
(billion €)

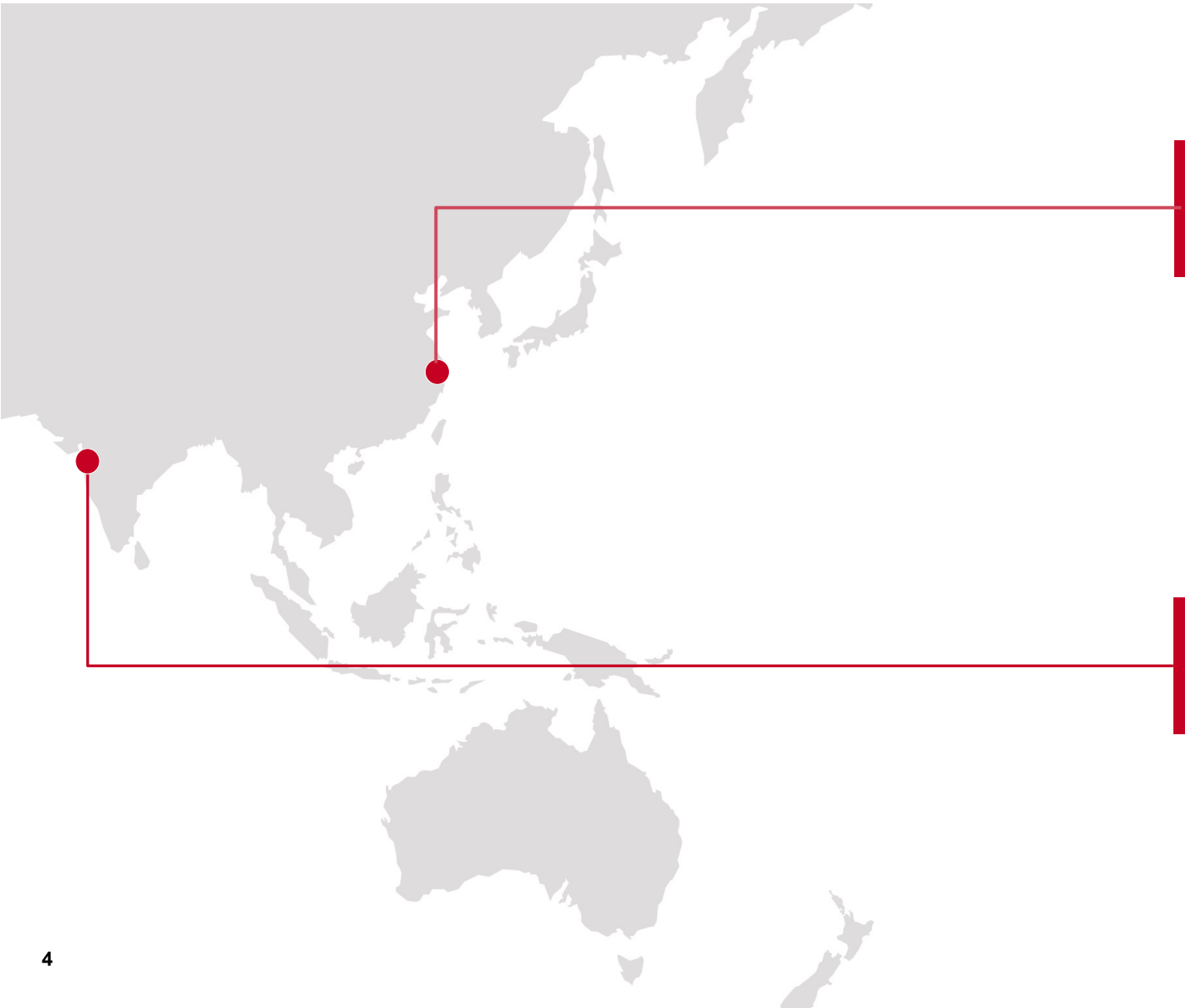


South Asia: India, Pakistan, Bangladesh, Sri Lanka
ASEAN: Singapore, Philippines, Vietnam, Thailand, Indonesia, Malaysia, Myanmar, Cambodia

*Sales to third parties by location of customer; figures do not include sales of joint ventures consolidated at equity such as BASF-YPC Ltd., Nanjing, China

Remark: Total percentage may not add up to 100% due to rounding

BASF in Asia Pacific: major R&D sites



Innovation Campus Shanghai

- Focus: Advanced Materials and Systems Research, chemical process engineering, environmental catalysts research, development activities covering a wide range of customer industries, Creation Center
- Global headquarters of Advanced Materials and Systems Research division

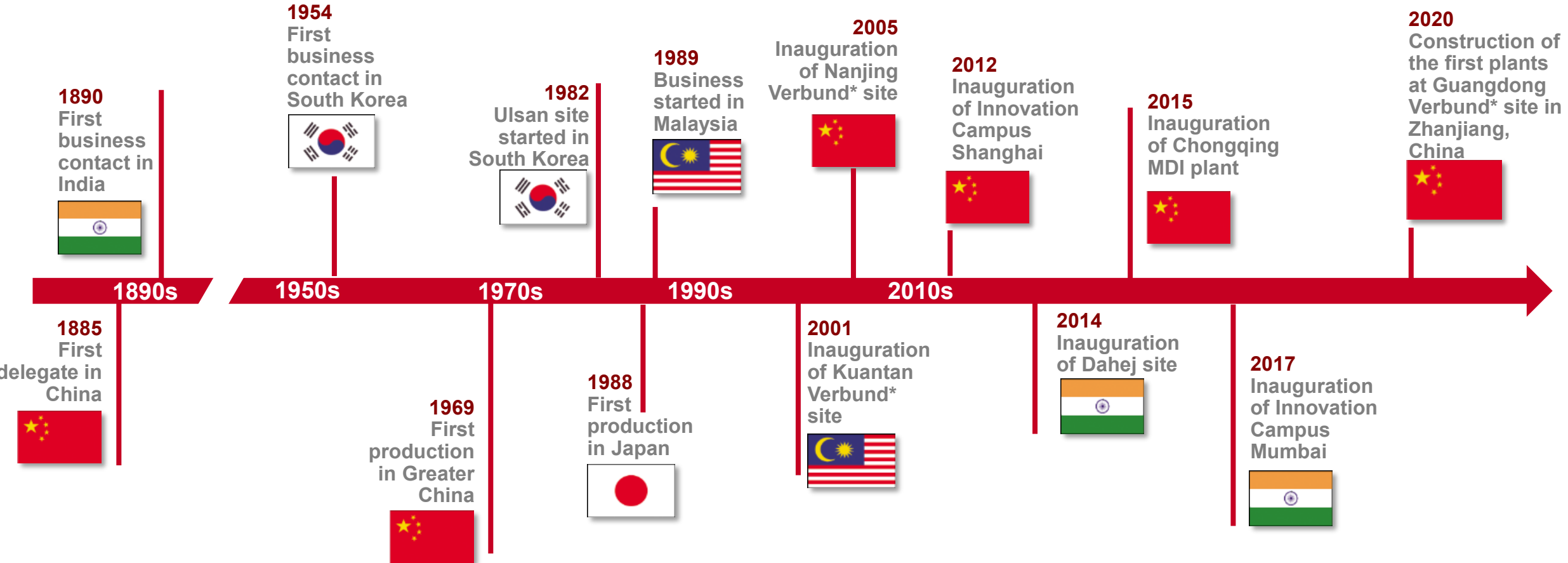


Innovation Campus Mumbai

- Focus: Crop protection, process development, specialty chemicals, development activities covering a wide range of customer industries, Creation Center



BASF is growing in and with Asia Pacific



*An integrated production complex where the manufacturing plants are interconnected to ensure that products, by-products and energy are used efficiently and intelligently, and that costs and environmental impact are minimized.



BASF

We create chemistry

**Markets and
Verbund sites**

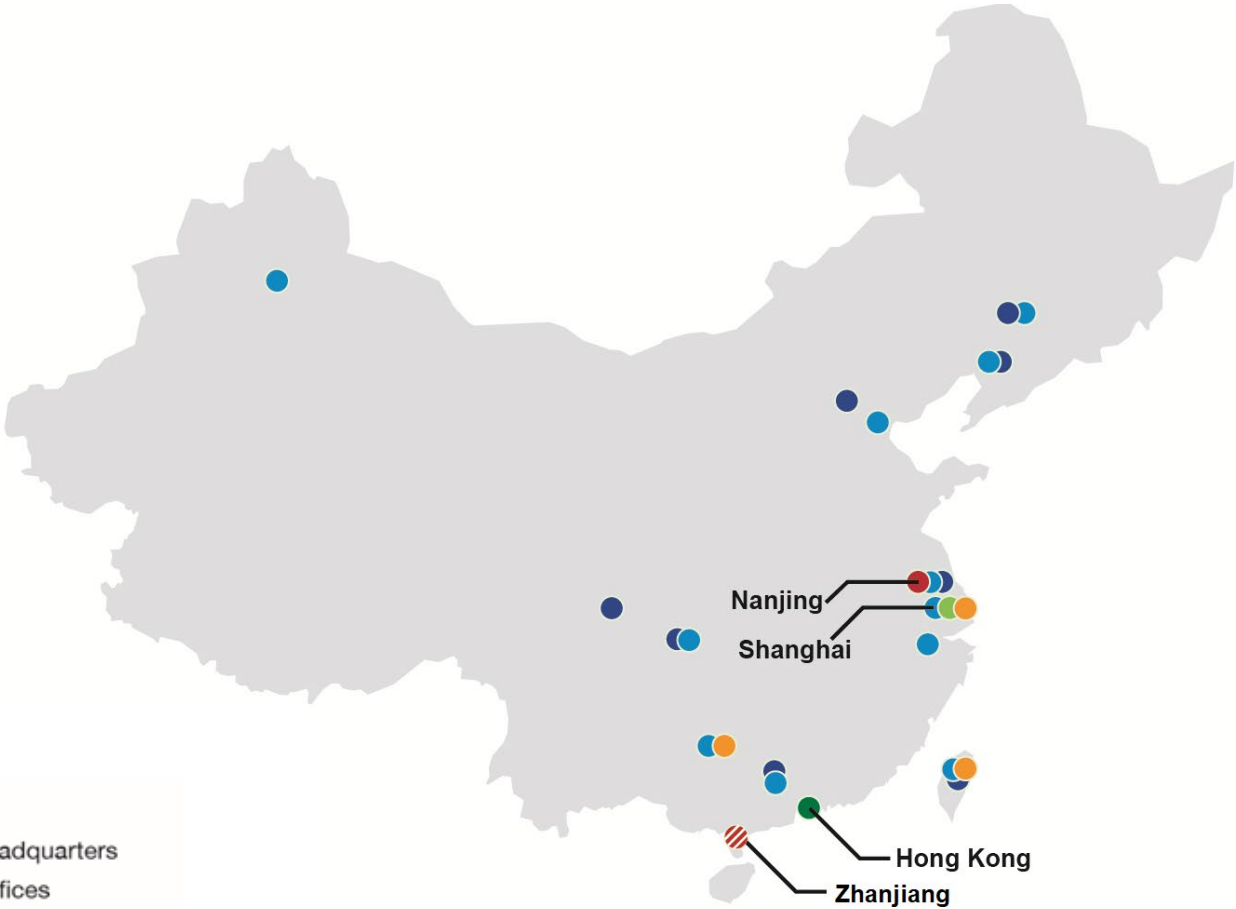
Greater China

Mainland China, Hong Kong, Taiwan

27 production sites*

8,948 employees**

~ €8.5 billion sales*** in 2020



- Regional center
- Greater China headquarters
- Selected sales offices
- Selected production sites
- Verbund site
- ▨ Verbund site under construction
- R&D/Technical centers

* Site number as of December 31, 2020
 ** Employee number as of December 31, 2020
 *** By location of customer as of December 31, 2020

Some sites are not shown due to scale.
 All figures refer to BASF entities fully consolidated according to IFRS 10/11.

ASEAN



**Singapore, Malaysia, Indonesia,
Thailand, Vietnam, Philippines,
Myanmar, Cambodia**

12 production sites*

3,792 employees**

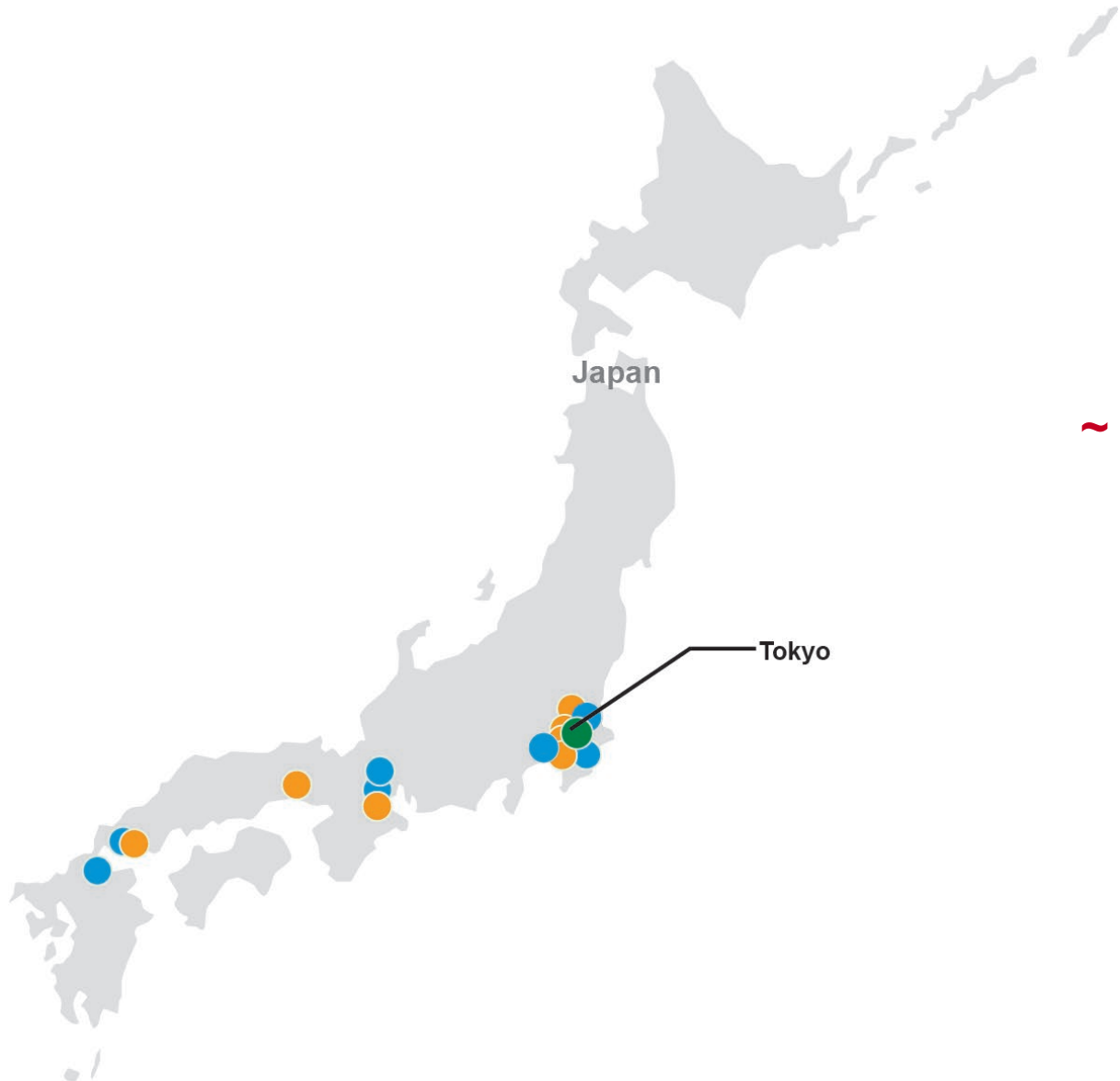
~ €1.7 billion sales*** in 2020

- * Site number as of December 31, 2020
- ** Employee number as of December 31, 2020
- *** By location of customer as of December 31, 2020

Some sites are not shown due to scale.

All figures refer to BASF entities fully consolidated according to IFRS 10/11.

Japan



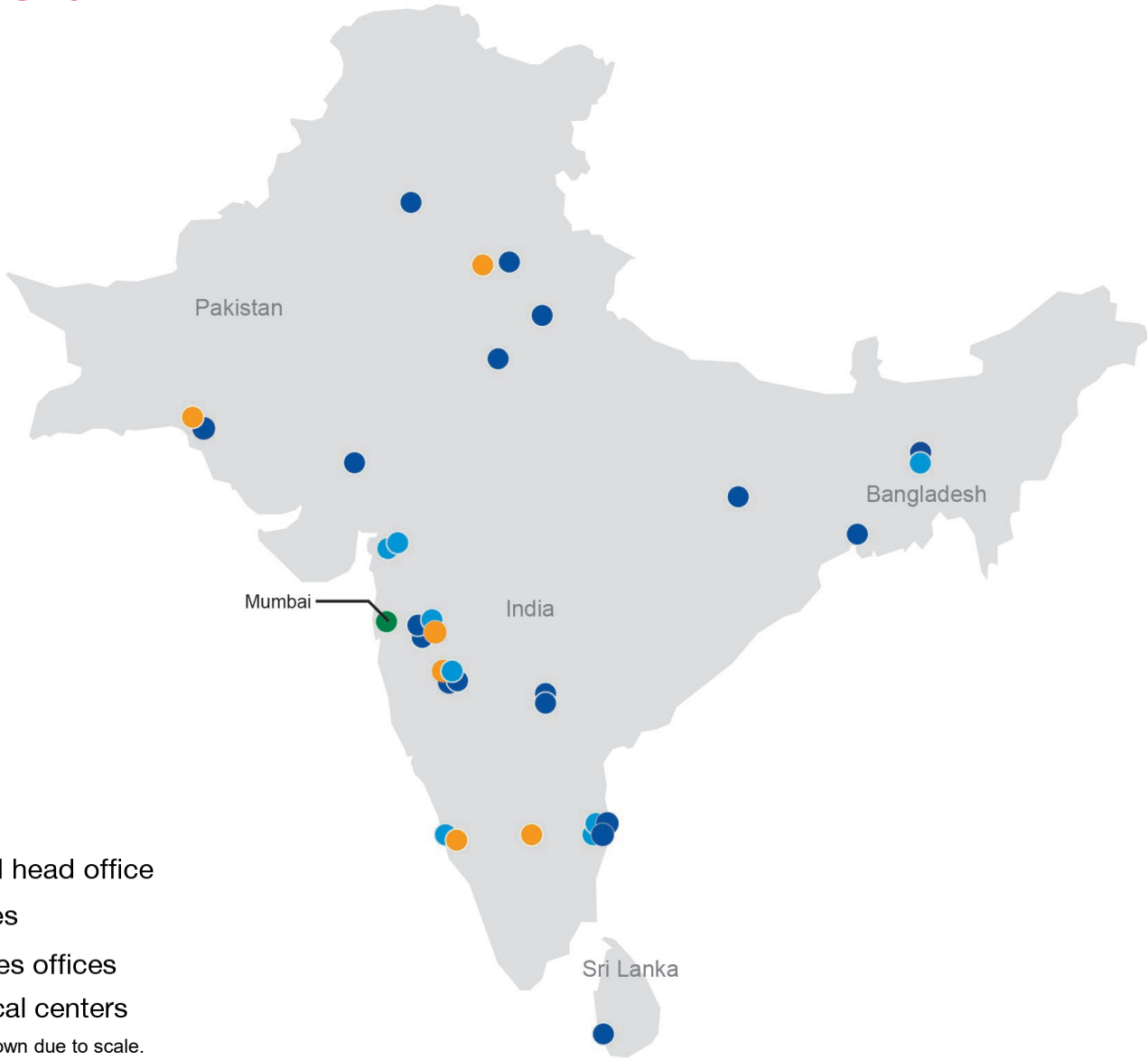
7 production sites*
955 employees**
~ €1.7 billion sales*** in 2020

- Local headquarters
- Selected sites
- R&D/Technical centers

Some sites are not shown due to scale.
All figures refer to BASF entities fully consolidated according to IFRS 10/11.

* Site number as of December 31, 2020
** Employee number as of December 31, 2020
*** By location of customer as of December 31, 2020

South Asia



India, Pakistan, Bangladesh, Sri Lanka

1 publicly listed company*

11 production sites**

2,254 employees***

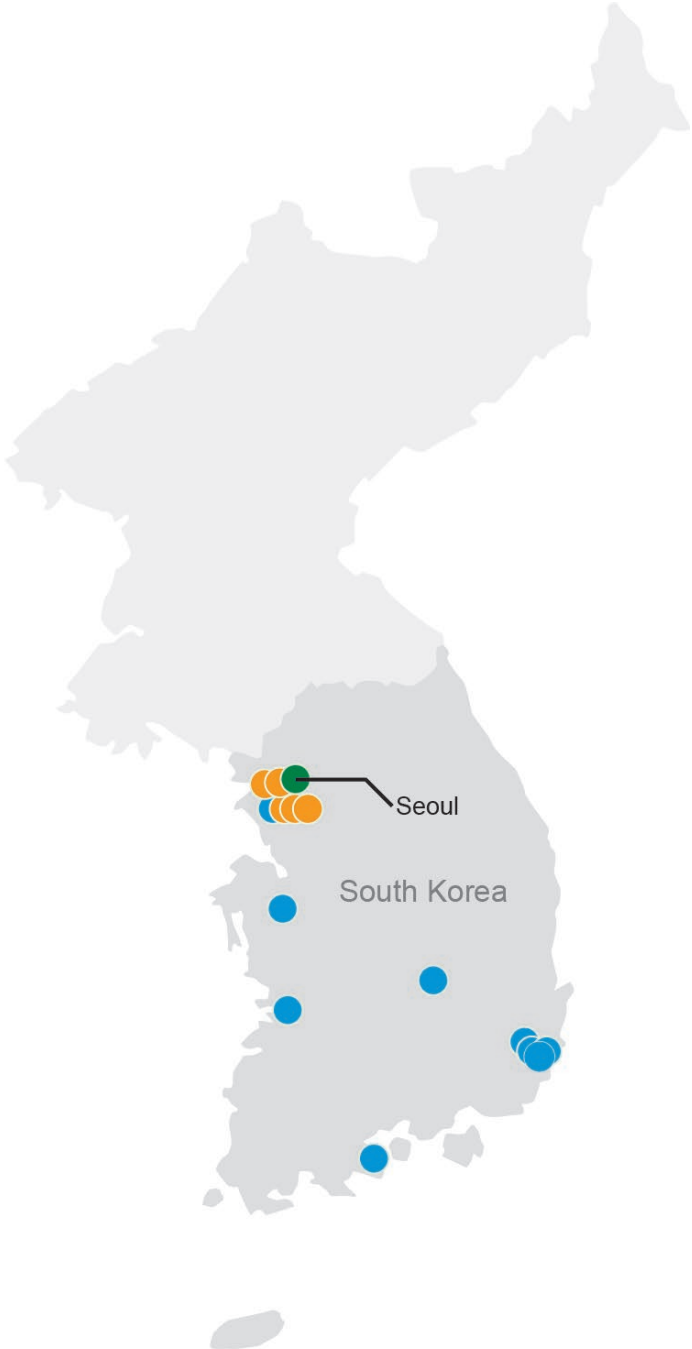
~ €1.7 billion sales**** in 2020

- Sub-regional head office
- Selected sites
- Selected sales offices
- R&D/Technical centers

Some sites are not shown due to scale.
All figures refer to BASF entities fully consolidated according to IFRS 10/11.

* BASF India Limited is a public limited company with 73.33% of its shares held by BASF SE
 ** Site number as of December 31, 2020
 *** Employee number as of December 31, 2020
 **** By location of customer as of December 31, 2020

Korea



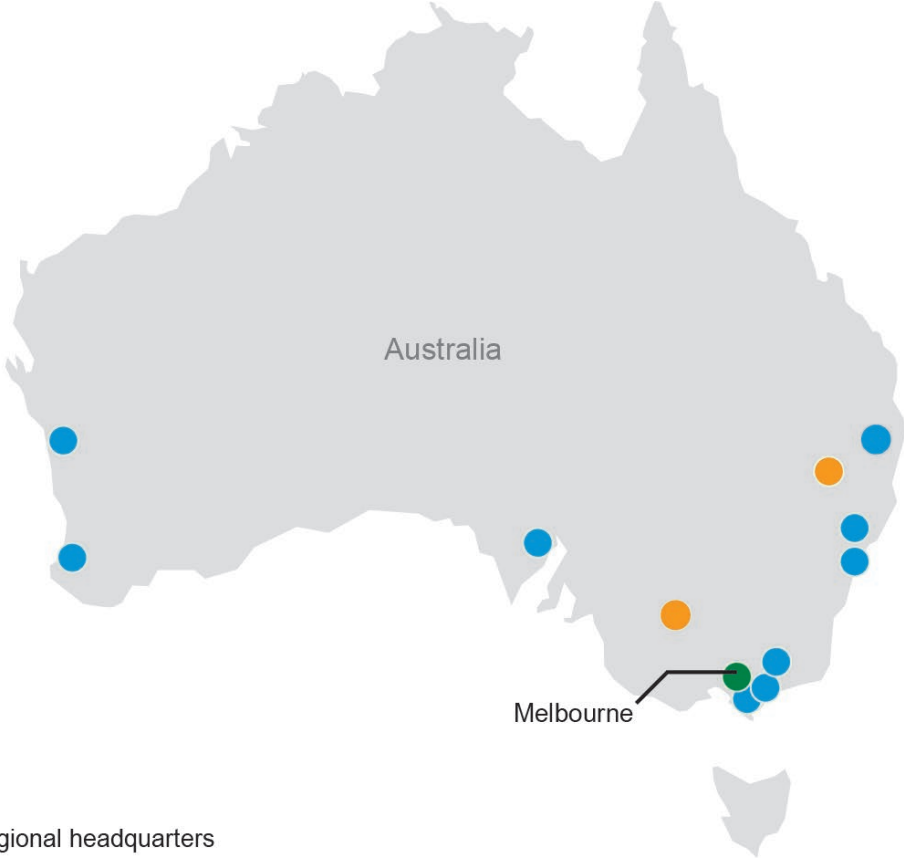
9 production sites*
1,370 employees**
~ €1.4 billion sales*** in 2020

- Local headquarters
- Selected sites
- R&D/Technical centers

Some sites are not shown due to scale.
All figures refer to BASF entities fully consolidated according to IFRS 10/11.

* Site number as of December 31, 2020
** Employee number as of December 31, 2020
*** By location of customer as of December 31, 2020

Australia and New Zealand



- Sub-regional headquarters
- Selected sites
- R&D/Technical centers

Some sites are not shown due to scale.
All figures refer to BASF entities fully consolidated according to IFRS 10/11.

6 production sites*
394 employees**
~ €348 million sales*** in 2020

* Site number as of December 31, 2020
** Employee number as of December 31, 2020
*** By location of customer as of December 31, 2020

Verbund Site Nanjing

Employees (BASF-YPC Company Limited)	1,968*
Site area	2.42 km ²
Sales products	~ 3 million metric tons p.a.
Road	21.8 km
Rail	4.2 km
Pipelines	434 km (outside) 736 km (inside)
Production facilities	33 production plants



*Employee number as of December 31, 2020

Verbund Site Kuantan

Employees	1,017*
Site area	1.36 km ² , Gebeng site 0.11 km ² , Port Tank Farm
Sales products	~780,000 metric tons p.a.
Road	17 km
Pipelines	450 km (surface) 30 km (underground)
Production facilities	16 production plants



*Employee number as of December 31, 2020



We create chemistry