

Adventurous Fund

Fund Objective

The fund seeks to achieve high capital growth over the long-term with high risk by investing in shares. Overall proportion of assets targeted: 100.00% Equities

Fund Features

This fund can be invested in via the FreePlan or LifePlan options. See your member guide, 'Investing to build your pension', for more information.

Fund Information

Launch Date 27/01/2014
Unit Price 1257.10p
Yearly Fund Charges 0.402%

These are the charges that are deducted within the unit price.

Benchmark

Solactive L&G ESG Global Markets 27.00%
 FTSE RAFI Developed 1000 - QSR 25.00%
 MSCI World Minimum Volatility (GBP) 25.00%
 MSCI EMERGING MARKETS 23.00%

Fund Performance (31/12/2019 - 01/01/2025)



■ Fund ■ Benchmark*

Cumulative Performance (to 31/12/2024)

	3 Months	6 Months	1 Year	3 Years	5 Years
Fund	2.84%	5.27%	13.61%	18.76%	44.97%
Benchmark*	2.62%	5.13%	14.58%	20.09%	47.64%

Annualised Performance (to 31/12/2024)

	3 Years	5 Years	10 Years
Fund	5.90%	7.71%	8.45%
Benchmark*	6.29%	8.10%	8.48%

Rolling Year Performance (to 31/12/2024)

	Year to 31/12/2020	Year to 31/12/2021	Year to 31/12/2022	Year to 31/12/2023	Year to 31/12/2024
Fund	7.75%	13.28%	-3.49%	8.32%	13.61%
Benchmark*	6.18%	15.79%	-3.34%	8.42%	14.58%

Source: FE fundinfo as at 31/12/2024. Performance in the chart is shown up to and including the last working day of the current quarter. You shouldn't use past performance as a measure of future performance.

Fund performance data is based on a single price basis, net of fees and expenses deducted from the unit price. Other charges may apply, which are specific to individual plans.

*This is the benchmark that has been selected to compare the performance of the fund.





Things you need to know

All funds carry some risk and you should consider these risks before making an investment decision. The value of investments and any income from them can fall as well as rise and will be reduced in real terms by the effects of inflation.

The main factors which may increase the risk of this fund include:

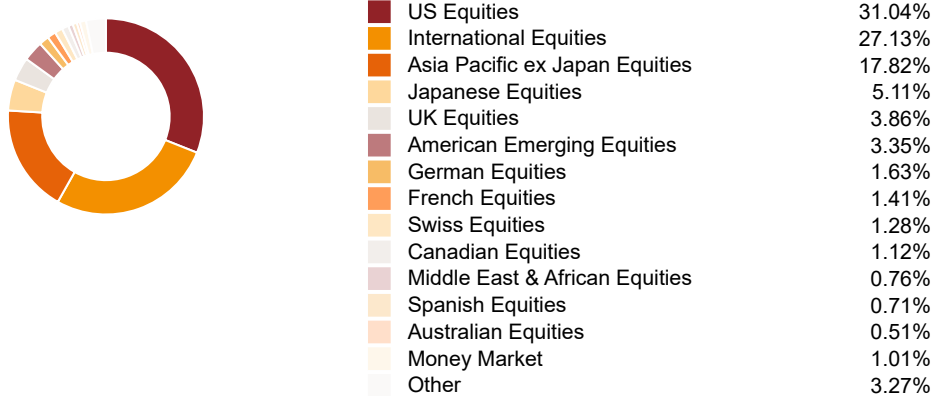
- The amount invested in company shares
- The split between government and corporate bonds
- The extent to which the fund invests in high yield assets
- The amount held in overseas assets
- Any concentration in specific areas or sectors

Fund Holdings

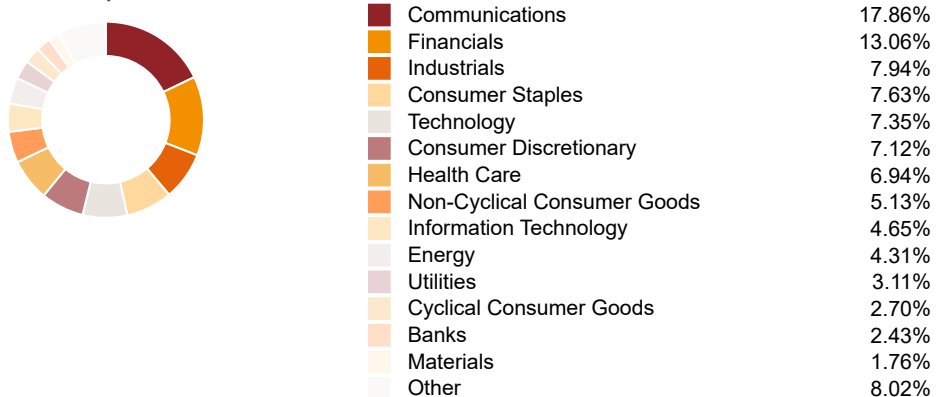
LGIM Future World Global Equity Index	27.00%	
BlackRock Aquila Connect Global Developed Fundamental Weighted Index Pn S2 NAV	25.00%	
BlackRock Aquila Connect Global Minimum Volatility S2 NAV	25.00%	
Allspring (Lux) Worldwide - Emerging Markets Equity I GBP	23.00%	

The Scottish Widows fund invests in the underlying funds. Blended funds are routinely rebalanced to target allocations. However, actual proportions may vary from the target at a point in time as a result of differences in performance of the underlying assets.

Asset Split as at 31/12/2024



Sector Split as at 31/12/2024



Due to rounding figures may not add up to 100%.

This information is based on available data for the underlying Scottish Widows pension fund(s) and target fund holdings shown. Scottish Widows sources its funds data from FE fundinfo. The timeliness of this data is affected by the speed and regularity of their publication by the fund administrator.

Contact Details

Visit the BASF Pension Scheme Website at <http://ukpensions.basf.co.uk>

Further Information

Yearly Fund Charges - This figure includes the total charges and expenses that are deducted from the fund and are reflected in the unit price.

Cumulative Performance - Cumulative Performance shows the total growth of the fund over a specified period of time, expressed as a percentage of the value at the start of the period.

Annualised Performance - Annualised Performance shows the conversion of the growth of the fund over 3, 5 and 10 year periods into an equivalent annual rate, to aid comparison between different investments. The annual return is compounded over the time period being measured.

Rolling Year Performance - Rolling Year Performance shows the growth of the fund in percentage terms over each of the last five calendar years. The periods run up to the latest calendar quarter end (March, June, September and December).

Fund Management - Funds were managed by Zurich Assurance Ltd until 30 June 2019.

Source: FTSE International Limited ("FTSE"). FTSE is a trademark of the London Stock Exchange Group companies and is used by FTSE under license. All rights in the FTSE indices and/or FTSE ratings vest in FTSE and/or its licensors. Neither FTSE nor its licensors accept any liability for any errors or omissions in the FTSE indices and / or FTSE ratings or underlying data. No further distribution of FTSE Data is permitted without FTSE's express written consent. The Industry Classification Benchmark ("ICB") is owned by FTSE International Limited ("FTSE"). "FTSE" is a trademark of the London Stock Exchange Group companies and is used by FTSE under license. FTSE does not accept any liability to any person for any loss or damage arising out of any error or omission in the ICB.

The MSCI index referenced herein is the intellectual property of MSCI inc ("MSCI") and is used under license. The Fund is not sponsored, endorsed, or promoted by MSCI. MSCI makes no representations or warranties as to the index including those of merchantability or fitness for a particular purpose or use, or the accuracy and/or completeness of the index or any data included therein. The Global Industry Classification Standard ("GICS") was developed by and is the exclusive property and a service mark of MSCI Inc. ("MSCI") and Standard & Poor's, a division of The McGraw-Hill Companies, Inc. ("S&P") and is licensed for use by Scottish Widows.

This factsheet is powered by data from FE fundinfo. (<https://www.fe-fundinfo.com>)

Scottish Widows Limited. Registered in England and Wales No. 3196171.
Registered Office in the United Kingdom at 25 Gresham Street, London EC2V 7HN.

Authorised by the Prudential Regulation Authority and regulated by the Financial Conduct Authority and the Prudential Regulation Authority. Financial Services Register number 181655