


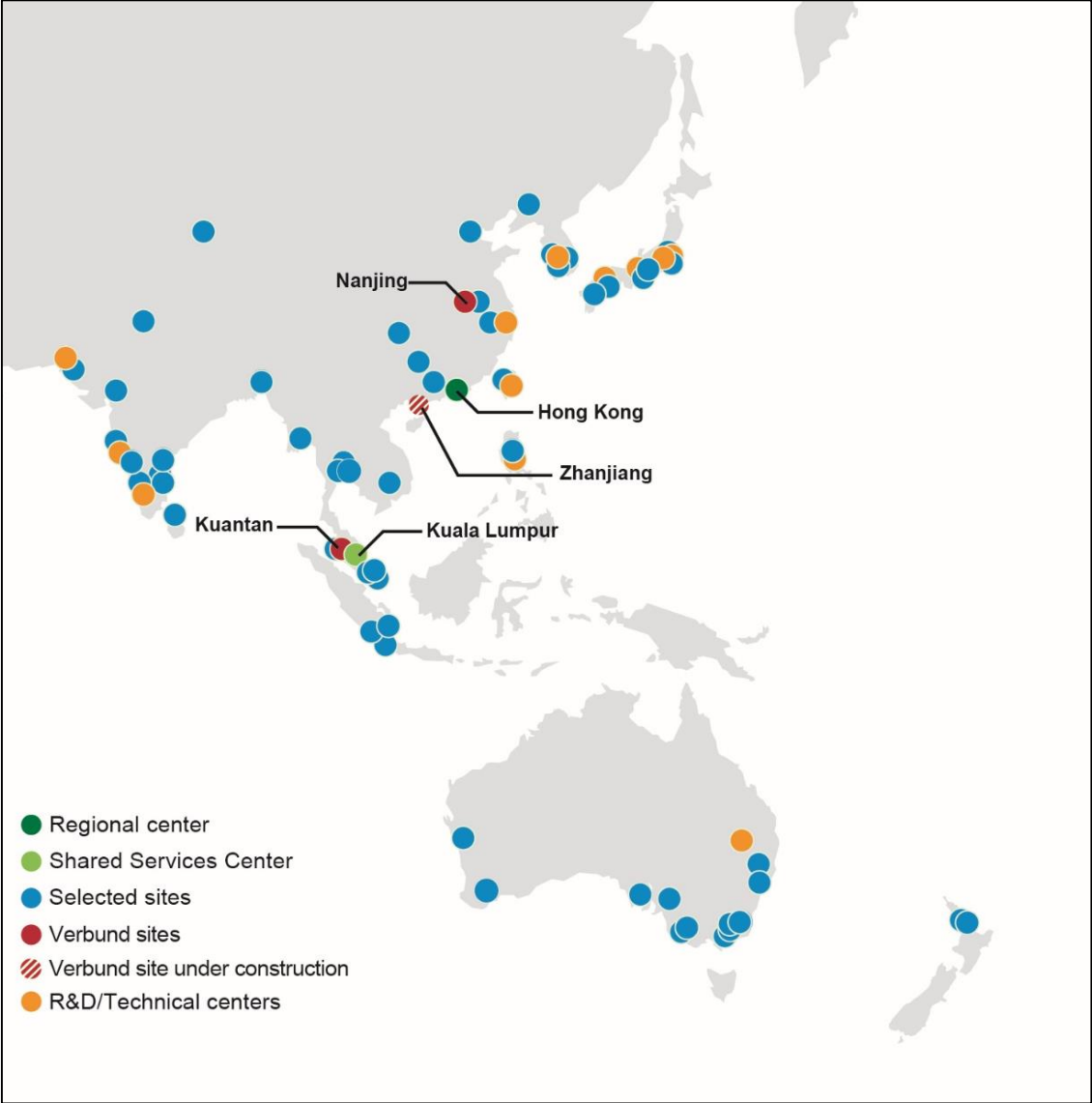


We create chemistry

2019 Facts & Figures Asia Pacific



BASF Asia Pacific: at a glance



Present in **19** markets

~100 production sites*

~100 sales offices*

18,634 employees**

~€14.2 billion sales in 2019***

~€1.1 billion EBIT in 2019

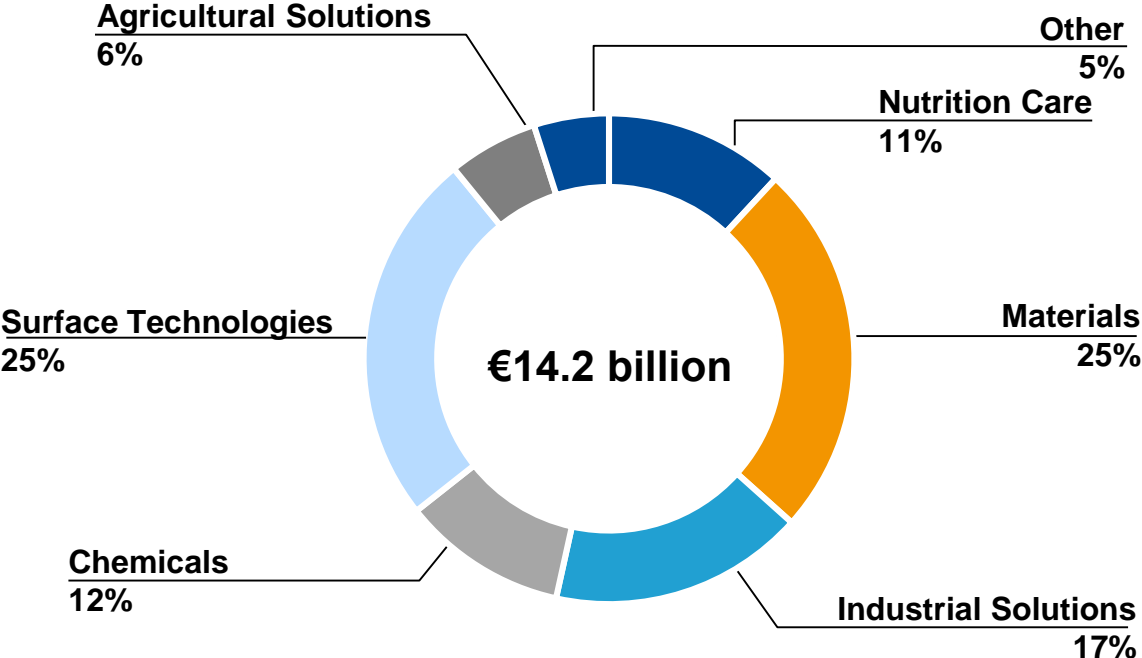
* Some sites are not shown due to scale. Site and office numbers refer to companies of significant size where BASF holds a stake greater than 50%.

** Employee number as of December 31, 2019.

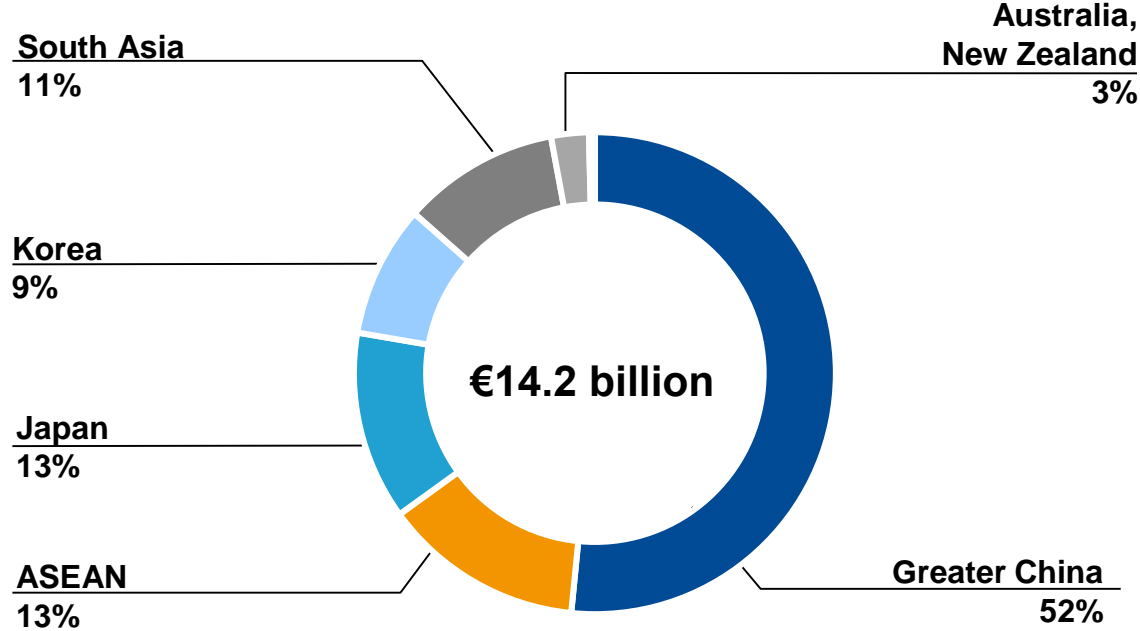
*** Sales by location of customer as of December 31, 2019

BASF Asia Pacific: 2019 sales*

Sales* by segment in 2019
(billion €)



Sales* by market in 2019
(billion €)

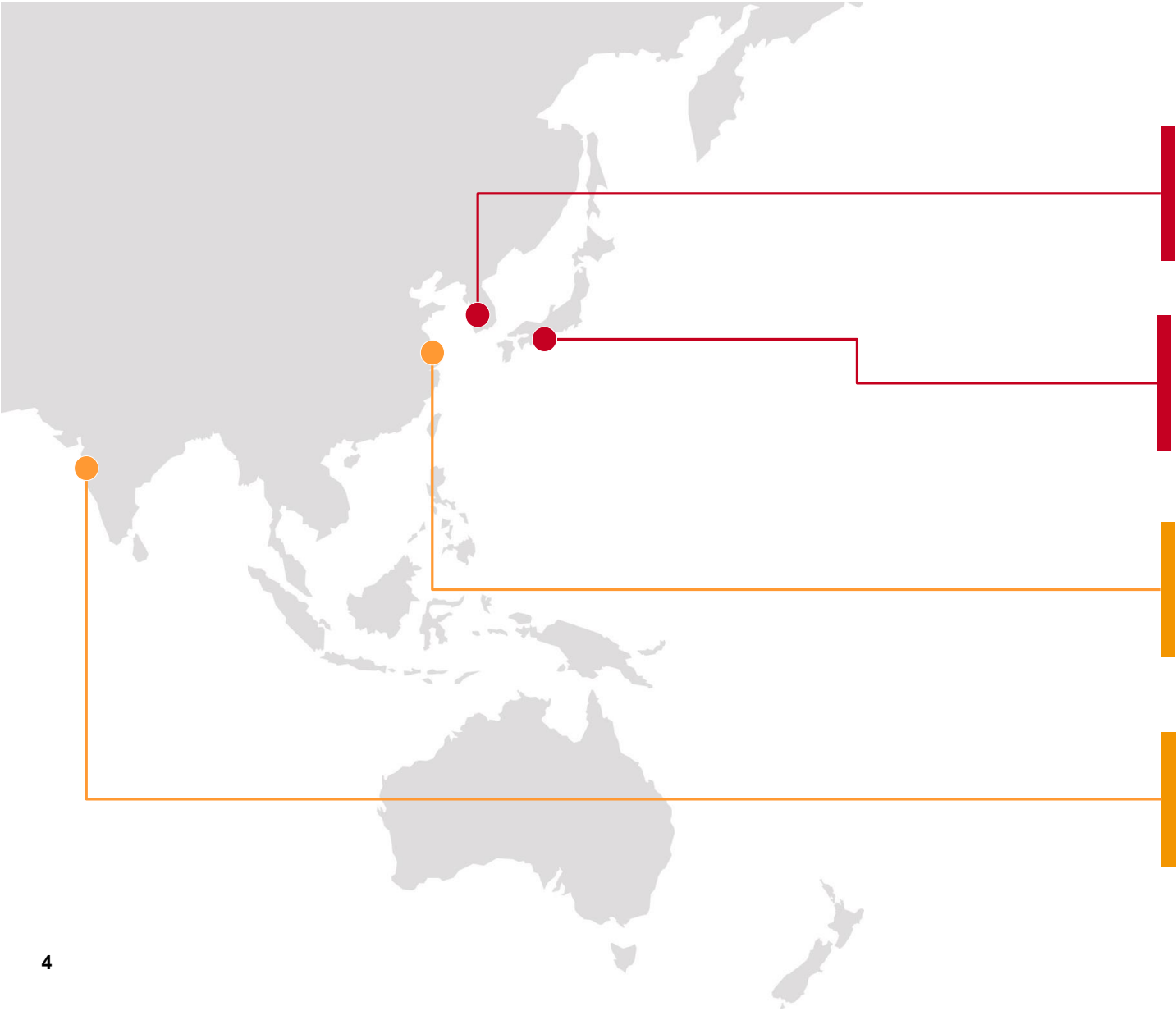


South Asia: India, Pakistan, Bangladesh, Sri Lanka
ASEAN: Singapore, Philippines, Vietnam, Thailand, Indonesia, Malaysia, Myanmar, Cambodia

*Sales to third parties by location of customer; figures do not include sales of joint ventures consolidated at equity such as BASF-YPC Ltd., Nanjing, China

Remark: Total percentage may not add up to 100% due to rounding

BASF in Asia Pacific: innovation set-up



R&D Center Korea

■ Focus: Electronics



R&D Center Amagasaki

■ Focus: Battery Materials



Innovation Campus Shanghai

■ Focus: Advanced Materials, Process Engineering, Catalysts

■ Global headquarters of Advanced Materials & Systems

■ Creation Center



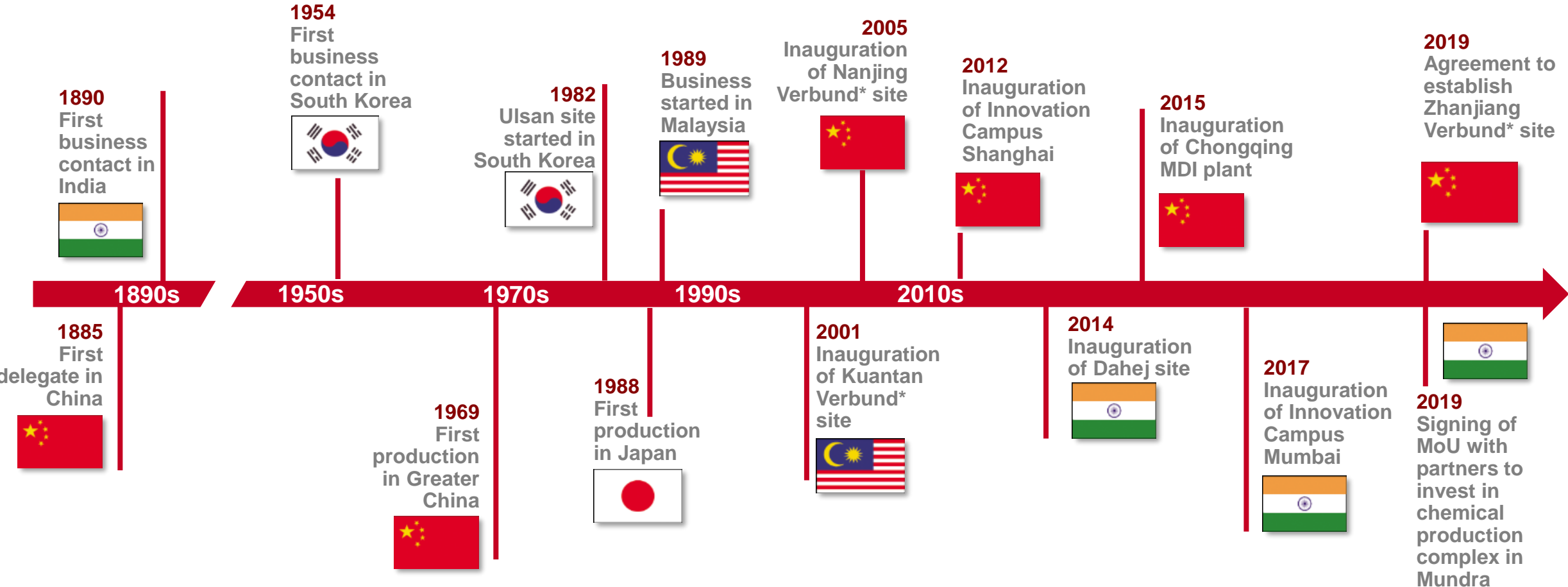
Innovation Campus Mumbai

■ Focus: Crop Protection, Specialty Chemicals

■ Creation Center



BASF is growing in and with Asia Pacific



*An integrated production complex where the manufacturing plants are interconnected to ensure that products, by-products and energy are used efficiently and intelligently and that costs and environmental impact are minimized.

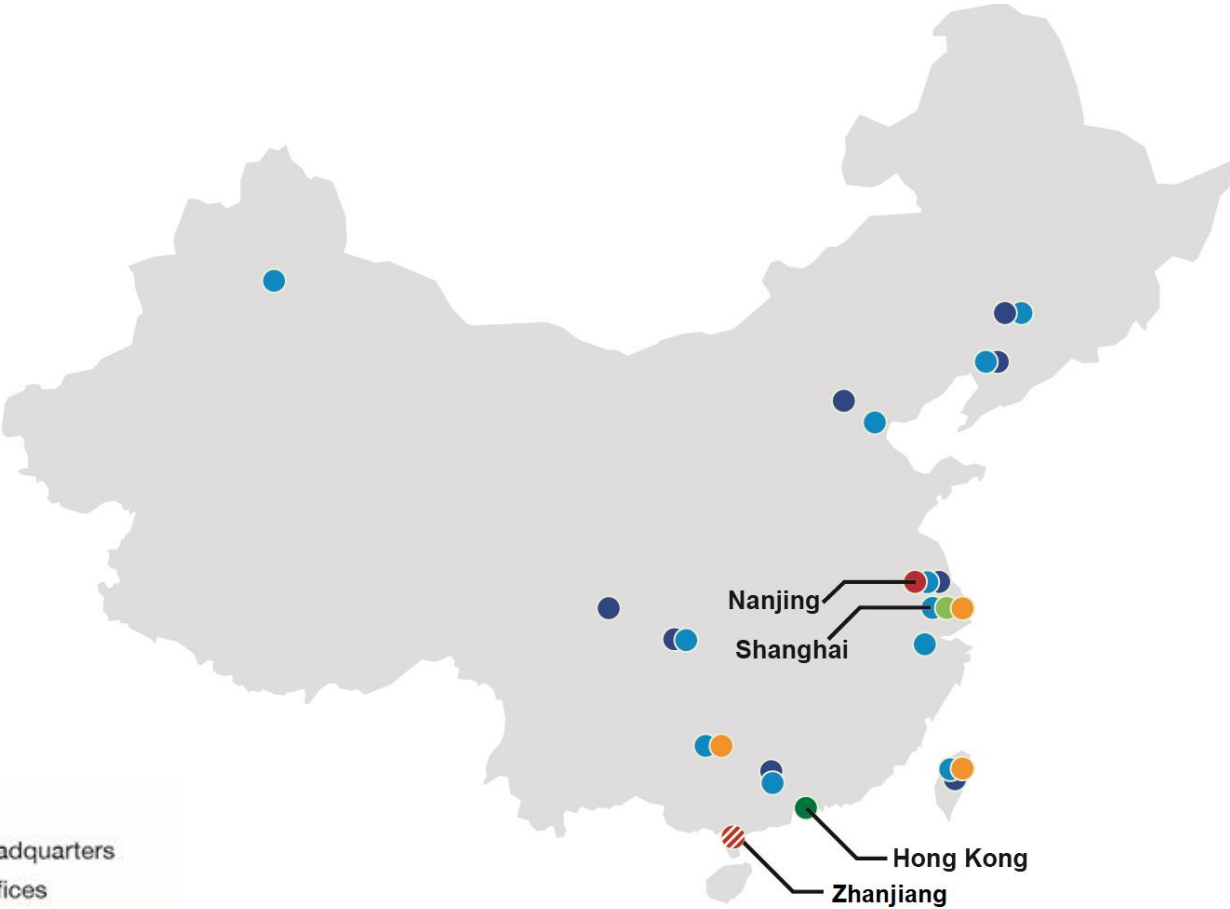


BASF

We create chemistry

**Markets and
Verbund sites**

Greater China



Mainland China, Hong Kong, Taiwan

- 28** wholly owned subsidiaries
- 9** joint ventures
- 29** production sites
- 24** sales offices
- 9,230** employees*
- ~€7.3 billion** sales** in 2019

* Employee number as of December 31, 2019
 ** By location of customer as of December 2019

Some sites are not shown due to scale.
 All figures refer to BASF entities fully consolidated according to IFRS 10/11.

ASEAN

**Singapore, Malaysia, Indonesia,
Thailand, Vietnam, Philippines,
Myanmar, Cambodia**

13 wholly owned subsidiaries

4 joint ventures

16 production sites

18 sales offices

4,122 employees*

~€1.9 billion sales** in 2019



- Shared Services Center
- Selected sites
- Verbund site
- R&D/Technical centers

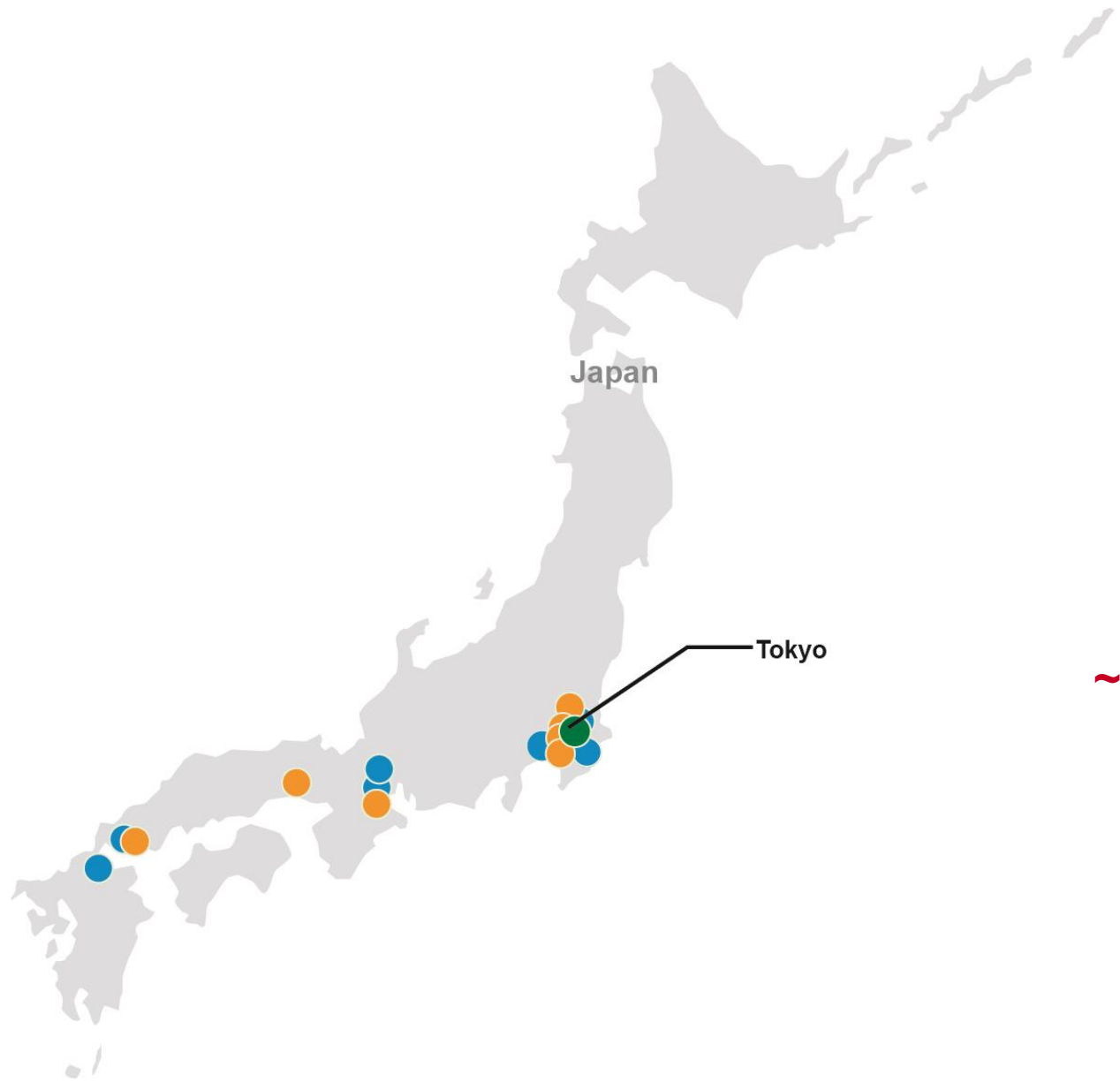
Some sites are not shown due to scale.

All figures refer to BASF entities fully consolidated according to IFRS 10/11.

* Employee number as of December 31, 2019

** By location of customer as of December 2019

Japan



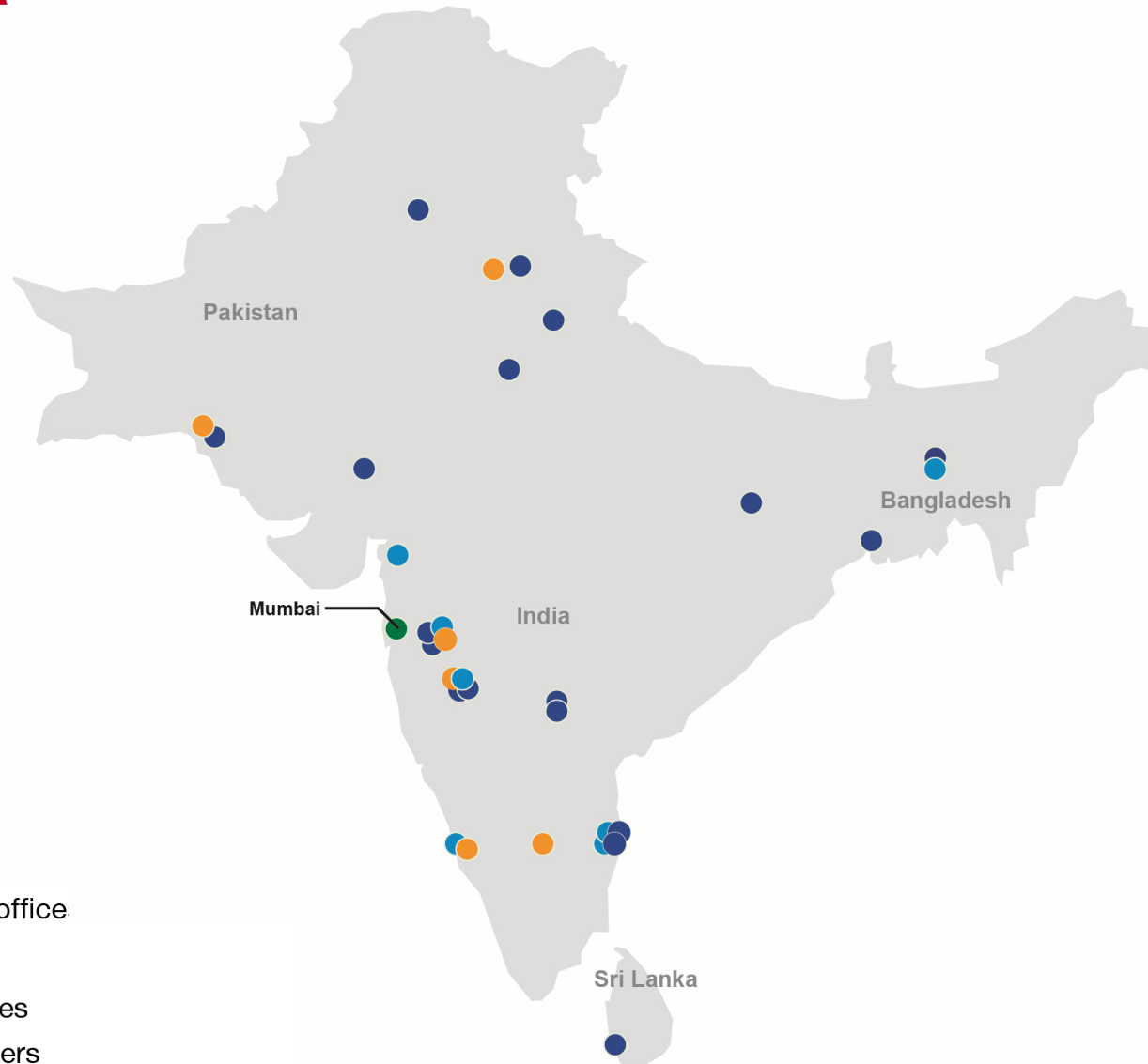
3 wholly owned subsidiaries
2 joint ventures
23 production sites
17 sales offices
1,102 employees*
~€1.8 billion sales** in 2019

* Employee number as of December 31, 2019
** By location of customer as of December 2019

- Local headquarters
- Selected sites
- R&D/Technical centers

Some sites are not shown due to scale.
All figures refer to BASF entities fully consolidated according to IFRS 10/11.

South Asia



- Sub-regional head office
- Selected sites
- Selected sales offices
- R&D/Technical centers

Some sites are not shown due to scale.
All figures refer to BASF entities fully consolidated according to IFRS 10/11.

India, Pakistan, Bangladesh, Sri Lanka

3 wholly owned subsidiaries

1 publicly listed company*

1 joint venture

11 production sites

34 sales offices

2,431 employees**

~€1.5 billion sales*** in 2019

* BASF India Limited is a public limited company with 73.33% of its shares held by BASF SE

** Employee number as of December 31, 2019

** By location of customer as of December 2019

Korea



2 wholly owned subsidiaries

1 joint venture

8 production sites

2 sales offices

1,142 employees*

~€1.3 billion sales** in 2019

* Employee number as of December 31, 2019

** By location of customer as of December 2019

Australia and New Zealand



- Sub-regional headquarters
- Selected sites
- R&D/Technical centers

Some sites are not shown due to scale.
All figures refer to BASF entities fully consolidated according to IFRS 10/11.

5 wholly owned subsidiaries
11 production sites
6 sales offices
500 employees*
~€359 million sales** in 2019

* Employee number as of December 31, 2019
** By location of customer as of December 2019

Verbund Site Nanjing

Employees (BASF-YPC Company Limited)	1,942*
Site area	2.42 km ²
Sales products	2.9 million metric tons p.a.
Road	21.8 km
Rail	4.2 km
Pipelines	400 km (outside) 708 km (inside)
Production facilities	33 production plants

*as of December 31, 2019



Verbund Site Kuantan

Employees	1,017*
Site area	1.36 km ² , Gebeng site 0.11 km ² , Port Tank Farm
Sales products	~780,000 metric tons p.a.
Road	17 km
Pipelines	450 km (surface) 30 km (underground)
Production facilities	16 production plants



*as of December 31, 2019



We create chemistry